

# 2011 Pennsylvania Waterfowl Hunter Attitudes Survey



# 2011 Pennsylvania Waterfowl Hunter Attitudes Survey

---

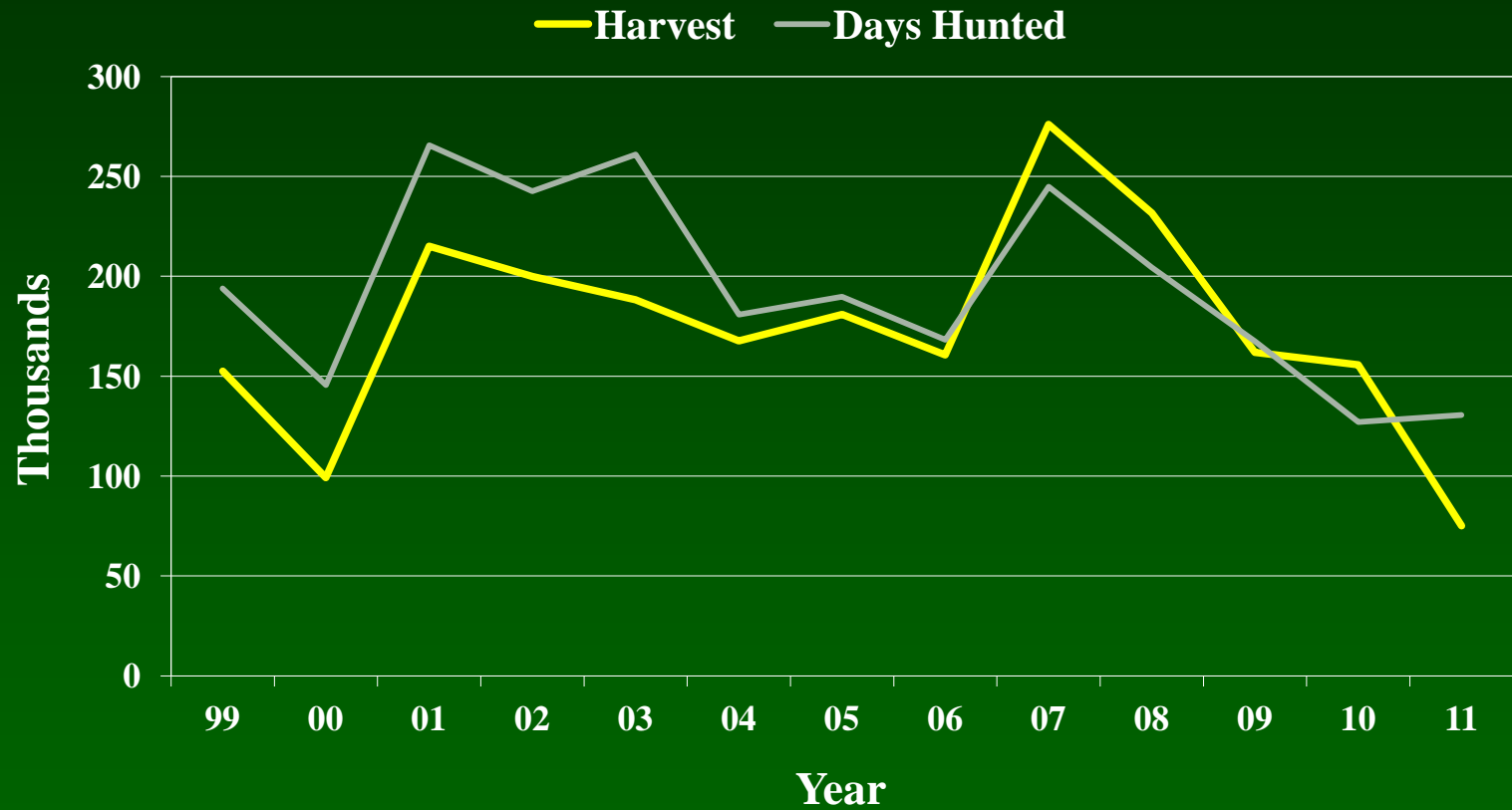
## Survey Objectives

---

Declining trends waterfowl hunters:	Identify reasons for and barriers to participation. Opportunities for recruiting & retaining hunters.
Determine attitudes on season timing:	Measure season timing preference by duck and goose zones.
Address other issues associated with waterfowl hunting:	Measure attitudes on issues such as electric decoys, tundra swan hunting and migratory game bird hunting stamp.

---

# Pennsylvania HIP Canada Goose Harvest



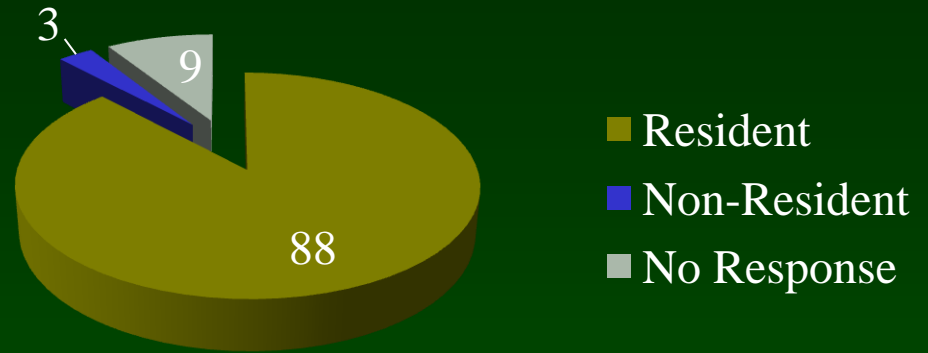
# Survey Scoping & Design

- Consulted with USFWS, PGC I & E Bureau and reviewed previous national & state surveys methods.
- Mail questionnaire of 5,000 randomly selected PA waterfowl hunters identified by the 2009-10 & 2010-11 HIP license questions through point-of-sale.
- Post-stratified survey results by residency, hunter age, gender, waterfowl hunter type (i.e. duck only, goose only, both) and hunting zone(s).
- A complete survey of attitudes on why not hunt waterfowl would include samples of non-hunters and other hunters that was beyond the scope of this survey.

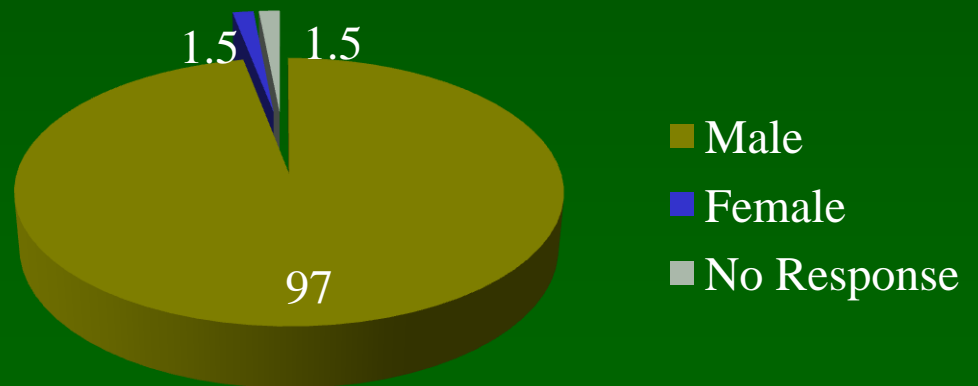
## PA Waterfowl Hunter demographics.

- 3,599 surveys returned for **72% response rate.**
- 88% indicated PA resident.
- 3% indicate non-resident.
- 9% did not indicate residency status.
- 97% male
- 1.5% female
- 1.5% unknown gender

### Percentage of responses

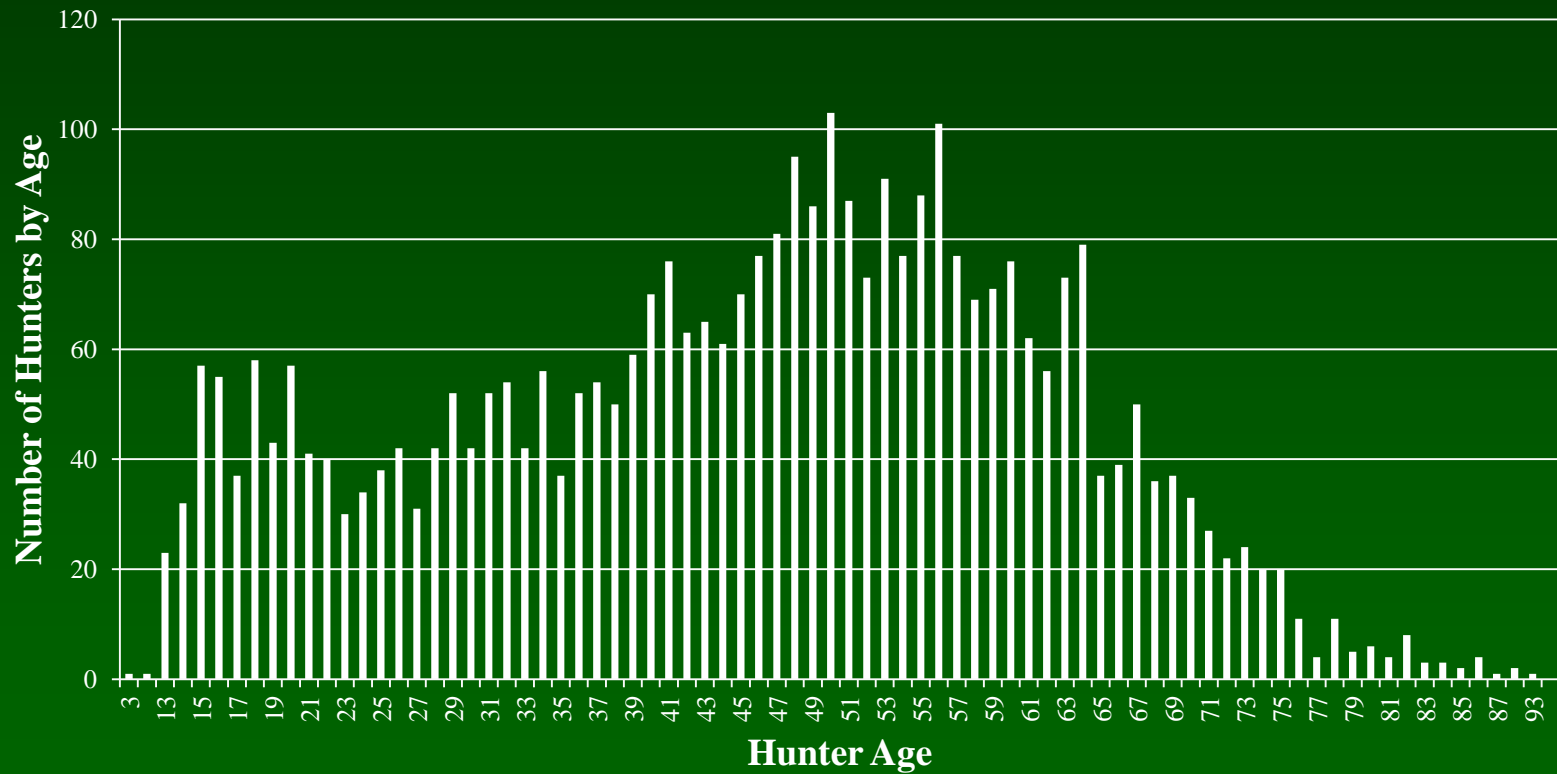


### Percentage of responses



# Waterfowl Hunter age distribution

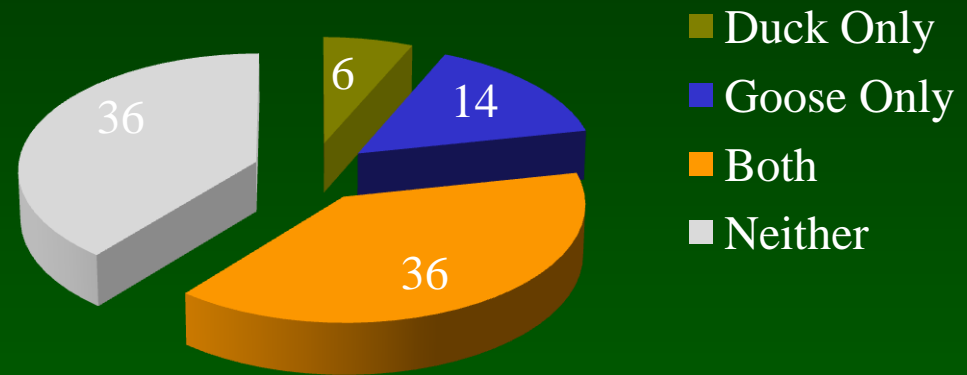
Average = 45.5 years old, max = 93



## Waterfowl Hunter type?

- 6% or 213 respondents were only duck hunters.
- 14% or 510 were only goose hunters.
- 36% or 1,301 were both duck & goose hunters.
- 36% or 1,352 didn't hunt waterfowl the past 2 seasons.

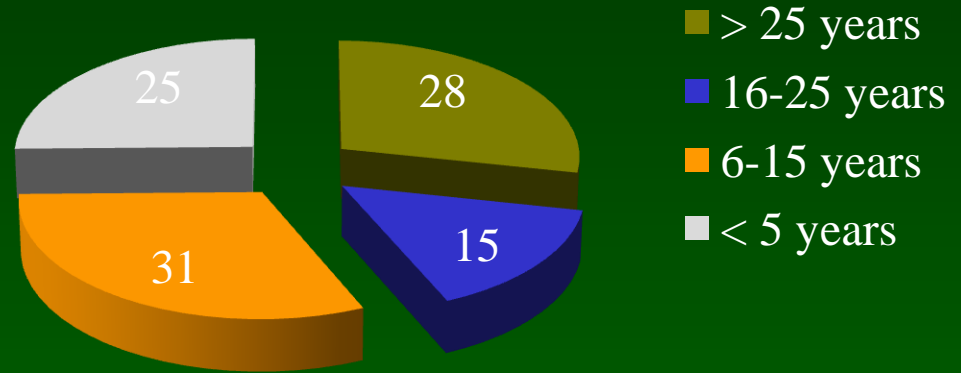
Percent



# Duck Hunter experience?

- 28% hunted greater than 25 years.
- 15% hunted between 16 and 25 years.
- 31% hunted between 6 and 15 years.
- 25% hunted  $\leq 5$  years.

Percent

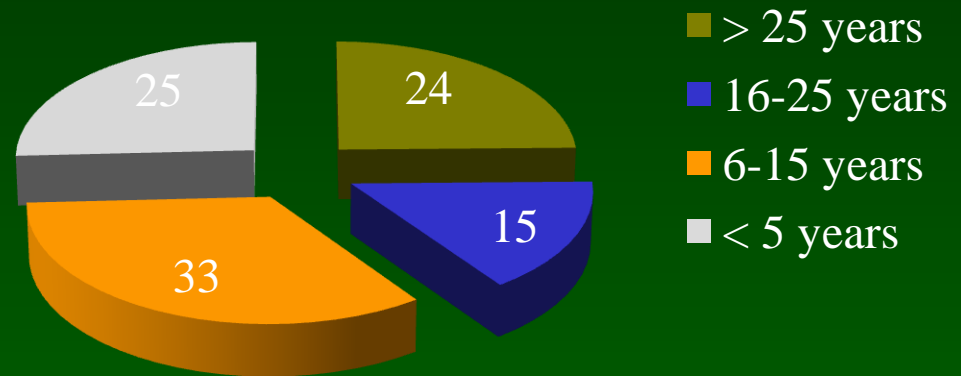




## Goose hunting experience?

- 24% hunted greater than 25 years.
- 15% hunted between 16 and 25 years.
- 33% hunted between 6 and 15 years.
- 25% hunted  $\leq$  5 years.

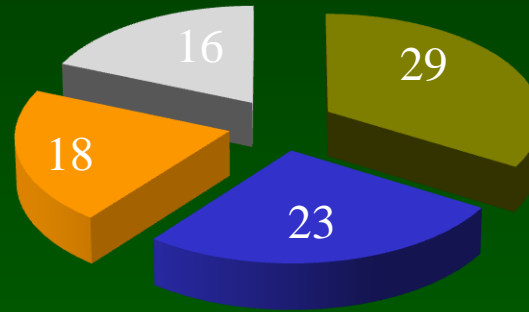
Percent



# Why do you hunt ducks?

- 29% was very important to them.
- 23% had time to hunt.
- 18% hunt ducks when not hunting another species.
- 16% someone invited them to hunt.

Percent



- Very important
- I had time
- Hunt ducks when not hunting another species
- Somebody invited me

# Why do you hunt geese?

- 24% was very important to them.
- 22% had time to hunt.
- 17% hunt geese when not hunting another species.
- 17% someone invited them to hunt.
- 8% there were a lot of geese this year.

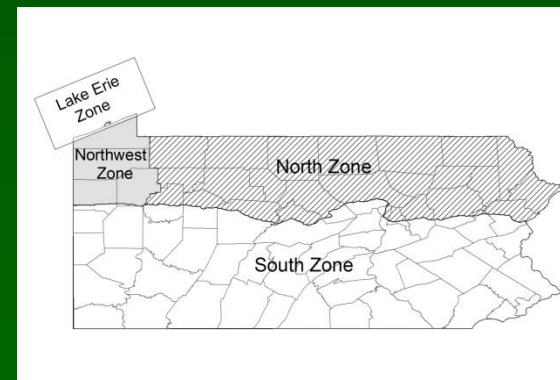
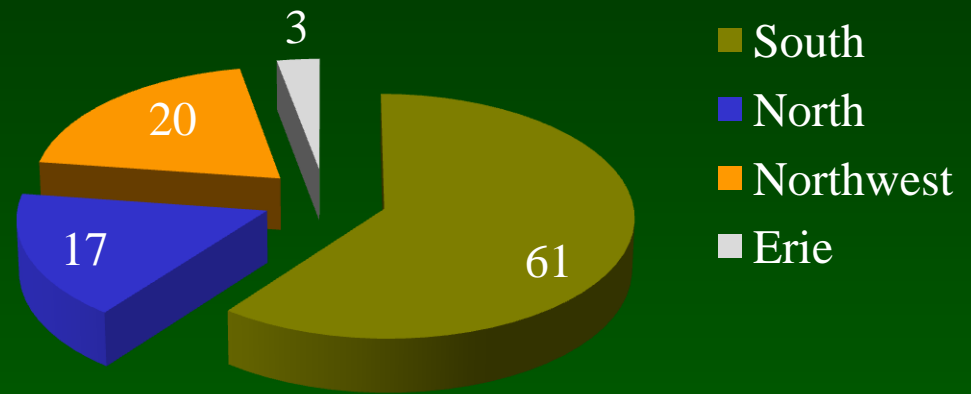
## Percent



# Most important duck zone?

- 61% South zone.
- 20% Northwest zone.
- 17% North zone.
- 3% Lake Erie zone.

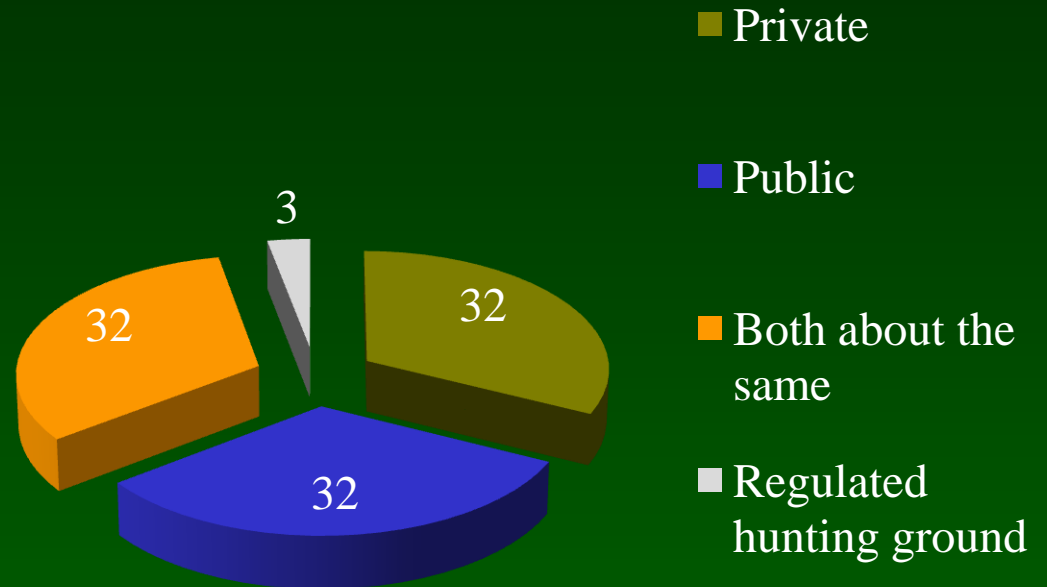
Percent



# Where did you hunt ducks?

Percent

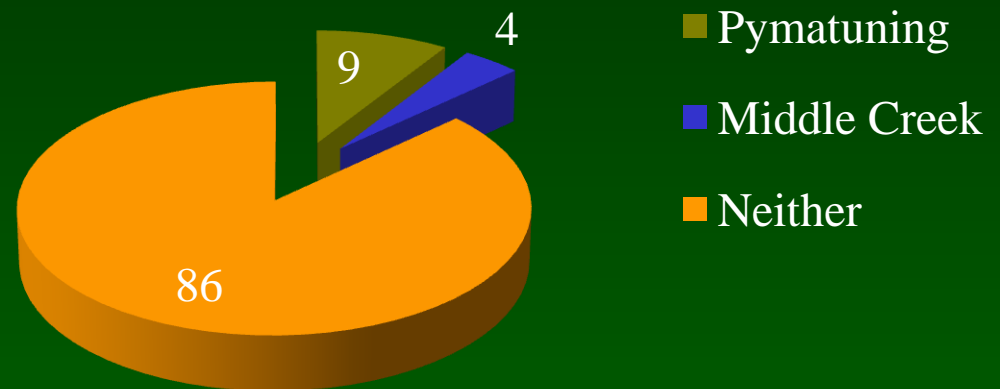
- 32% Private land.
- 32% Public land.
- 32% Both about the same.
- 3% Regulated hunting grounds.



## Did you hunt ducks at Pymatuning or Middle Creek?

- 9% Pymatuning WMA.
- 4% Middle Creek WMA.
- 86% Neither.

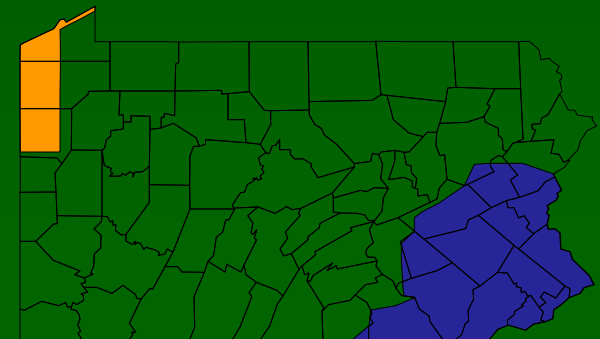
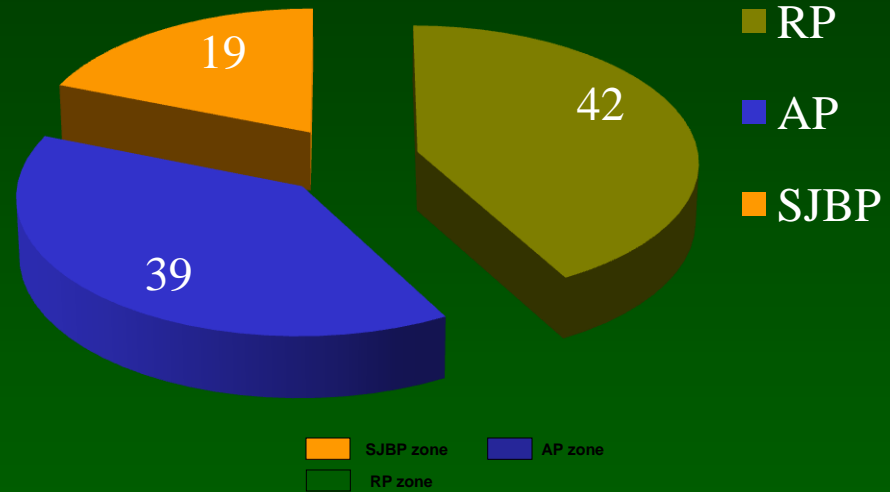
Percent



# Most important goose zone?

- 42% Resident zone.
- 39% Atlantic zone.
- 19% SJBP zone.

Percent

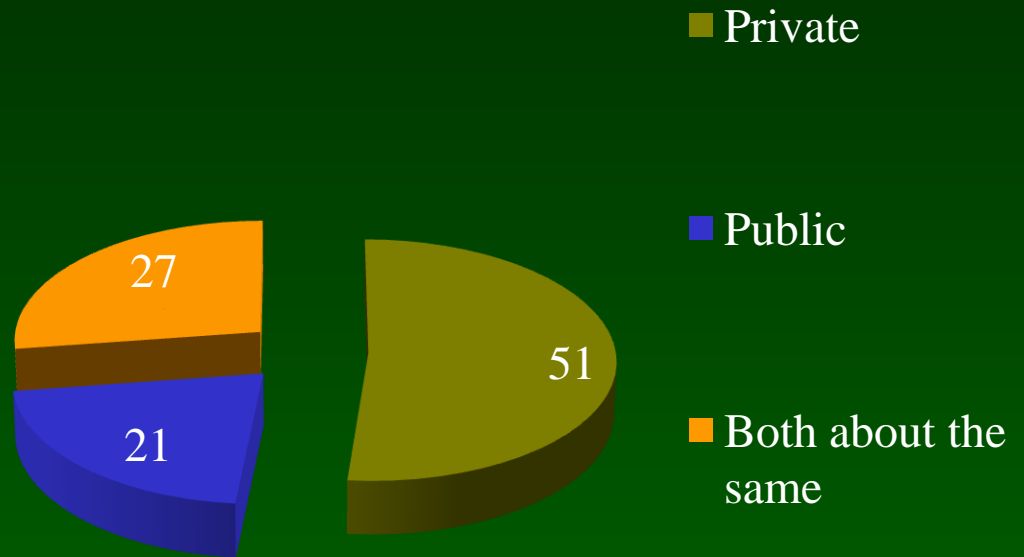


Pennsylvania

## Where did you hunt geese?

- 51% Private land.
- 21% Public land.
- 27% Both about the same.

## Percent

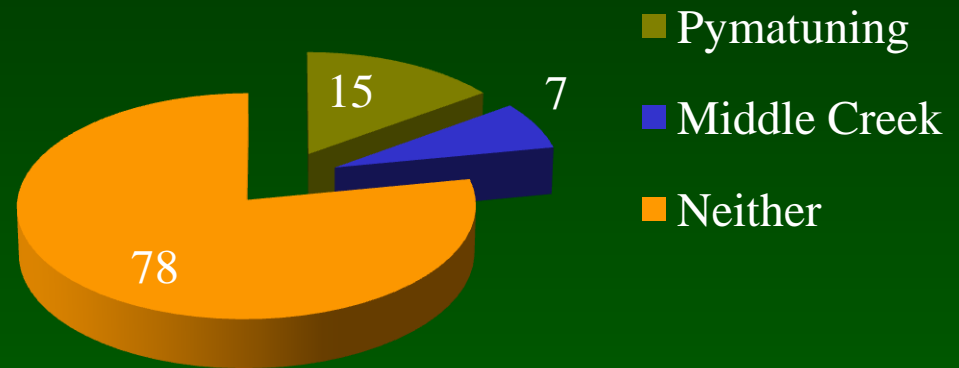




## Did you hunt geese at Pymatuning or Middle Creek?

- 15% Pymatuning WMA.
- 7% Middle Creek WMA.
- 78% Neither.

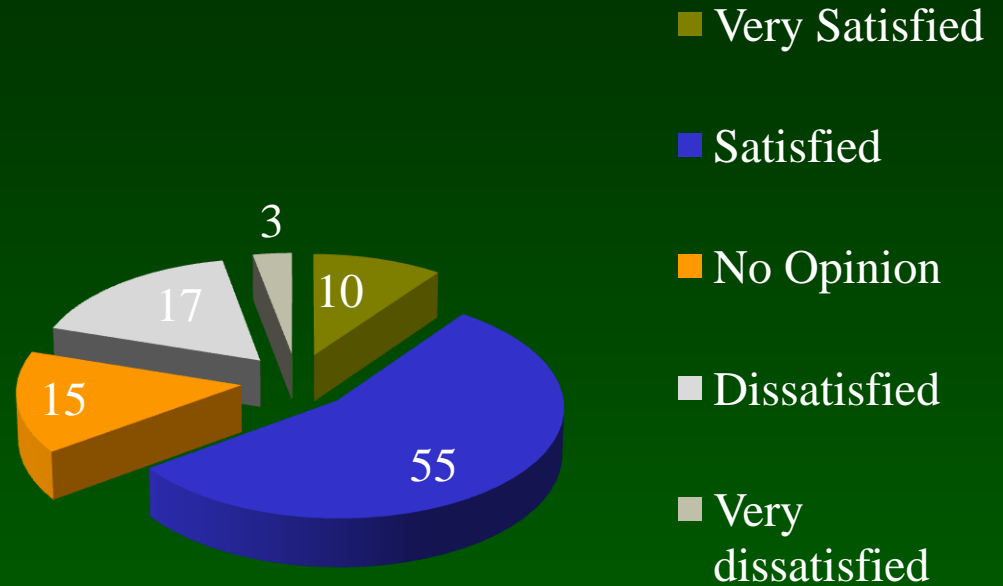
Percent



# Duck Hunter satisfaction?

Percent

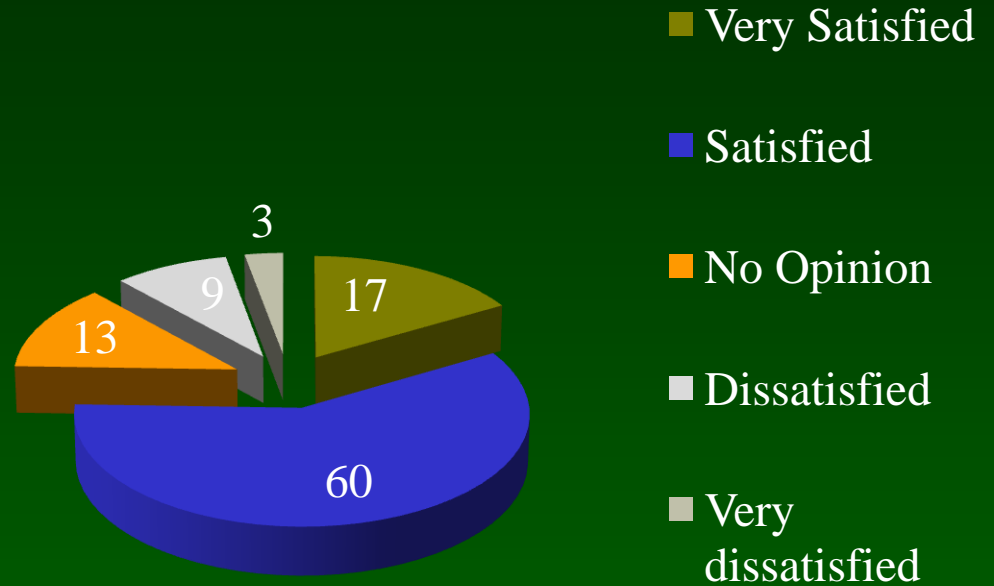
- 65% were satisfied.
- 15% no opinion.
- 20% dissatisfied.



# Goose Hunter satisfaction?

Percent

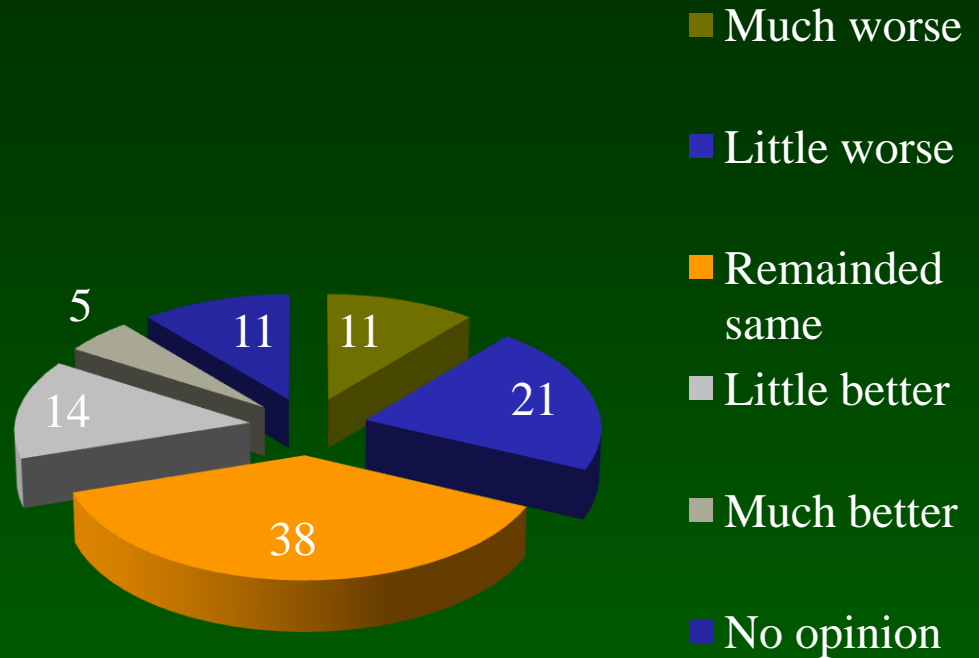
- 77% were satisfied.
- 13% no opinion.
- 10% dissatisfied.



# Has the quality of PA duck hunting changed?

- 32% worse.
- 38% same.
- 19% better.
- 11% no opinion.

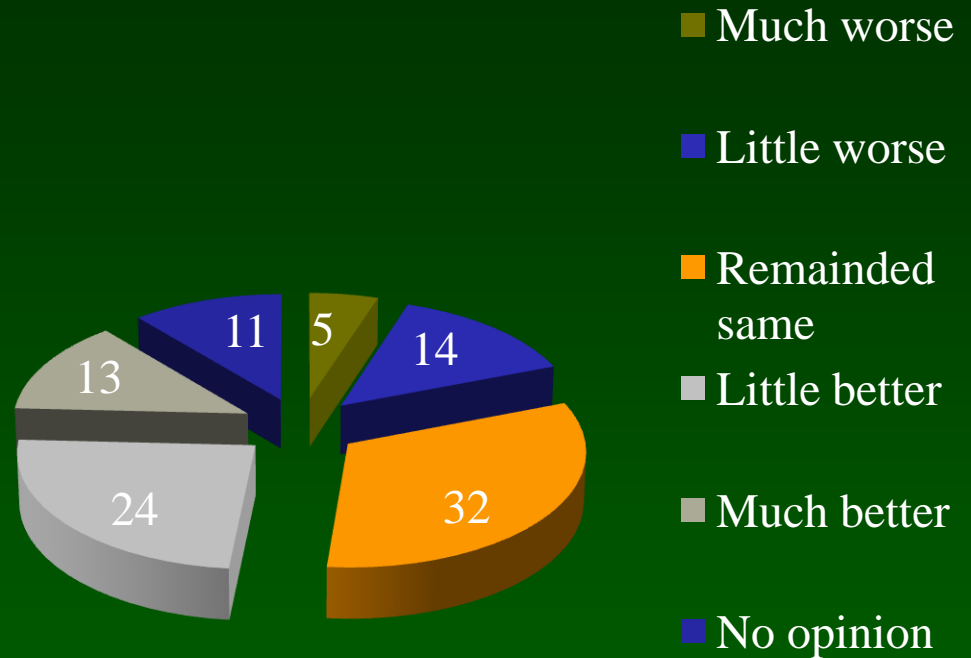
Percent



# Has the quality of PA goose hunting changed?

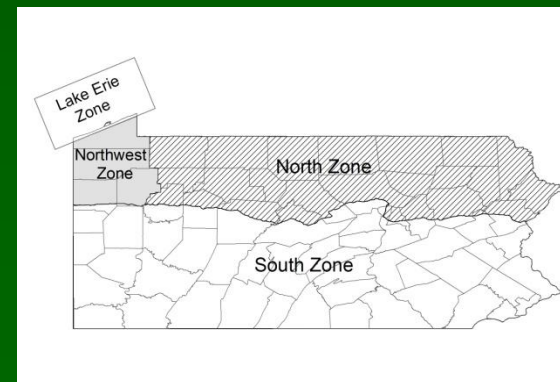
- 19% worse.
- 32% same.
- 37% better.
- 11% no opinion.

Percent






# Most important periods for duck hunting?

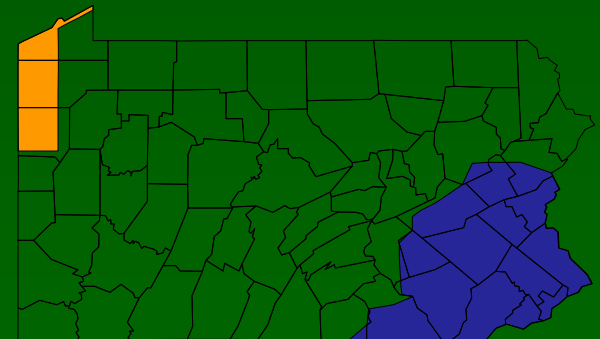
Period	LEZ%	NWZ %	NZ %	SZ %
Oct 1-15	5%	<b>24%</b>	<b>26%</b>	<b>19%</b>
Oct 16-31	11%	<b>24%</b>	<b>25%</b>	<b>18%</b>
Nov 1-15	<b>16%</b>	13%	<b>12%</b>	1%
Nov 16-30	<b>23%</b>	<b>16%</b>	9%	14%
Dec 1-15	11%	5%	5%	6%
Dec 16-31	<b>15%</b>	10%	8%	<b>17%</b>
Jan 1-15	11%	4%	9%	13%
Jan 16-31	7%	3%	6%	13%



# When did you hunt geese?

Period	SJBP	RP	AP
September	63%	81%	63%
Fall	99%	83%	87%
Winter	61%	27%	100%
Did you harvest geese?	96%	95%	100%

 SJBP zone     AP zone  
 RP zone



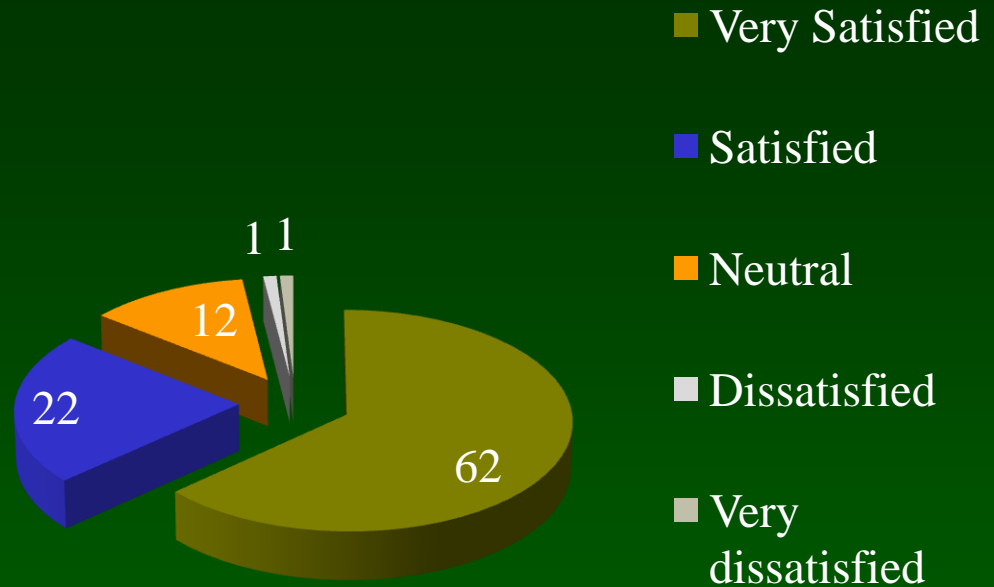
Pennsylvania

## Duck Hunter Satisfaction

### More overlap of duck & Canada goose season?

- 84% were satisfied.
- 12% neutral.
- 2% dissatisfied.
- 1% don't know.

Percent



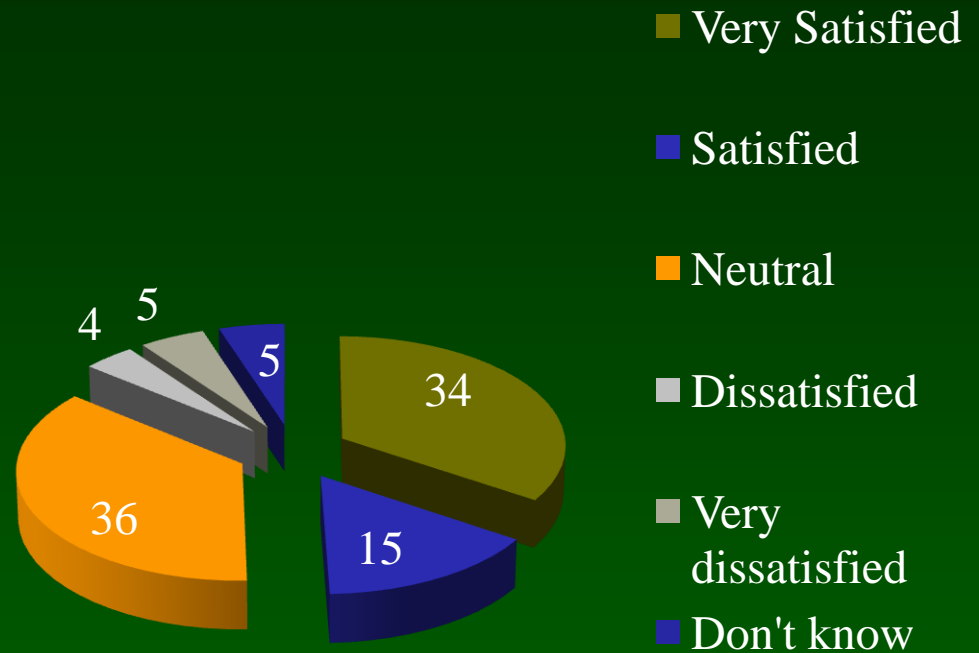


# Duck Hunter Satisfaction

## Youth waterfowl days?

- 49% were satisfied.
- 36% neutral.
- 9% dissatisfied.
- 5% don't know.

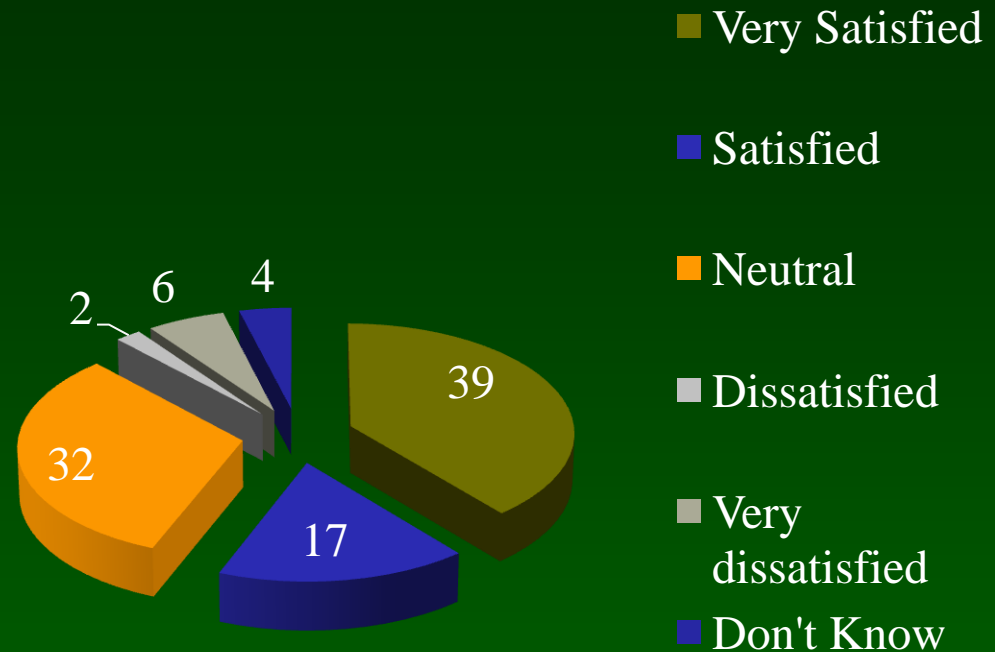
Percent



# Duck Hunter Satisfaction Motorized spinning-wing decoys legal?

- 56% were satisfied.
- 32% neutral.
- 8% dissatisfied.
- 4% don't know.

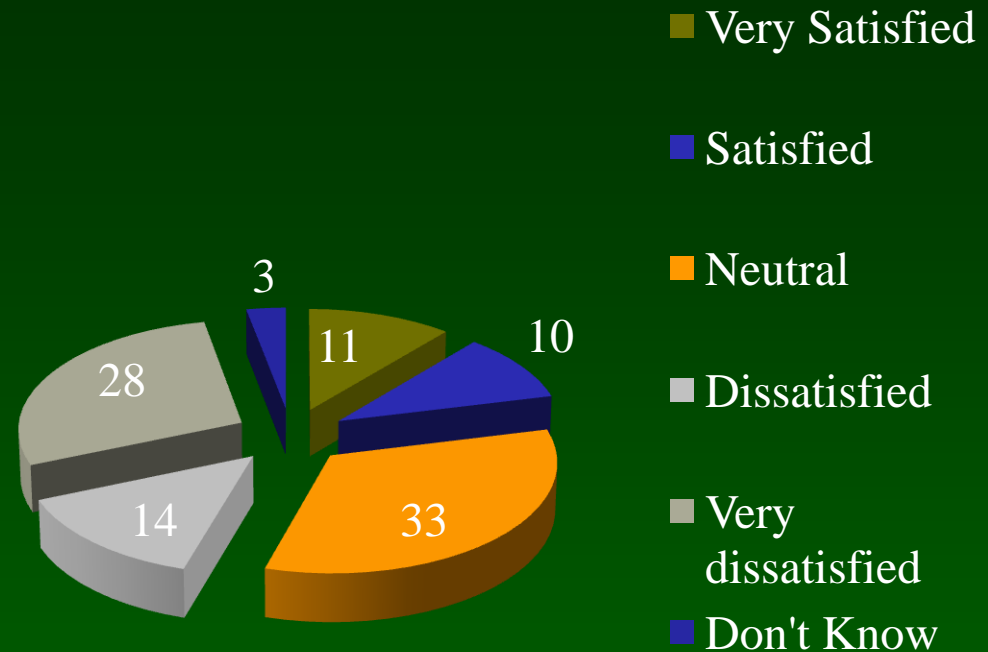
Percent



## Duck Hunter Satisfaction Close duck season during rifle deer season?

- 21% were satisfied.
- 33% neutral.
- 42% dissatisfied.
- 3% don't know.

Percent

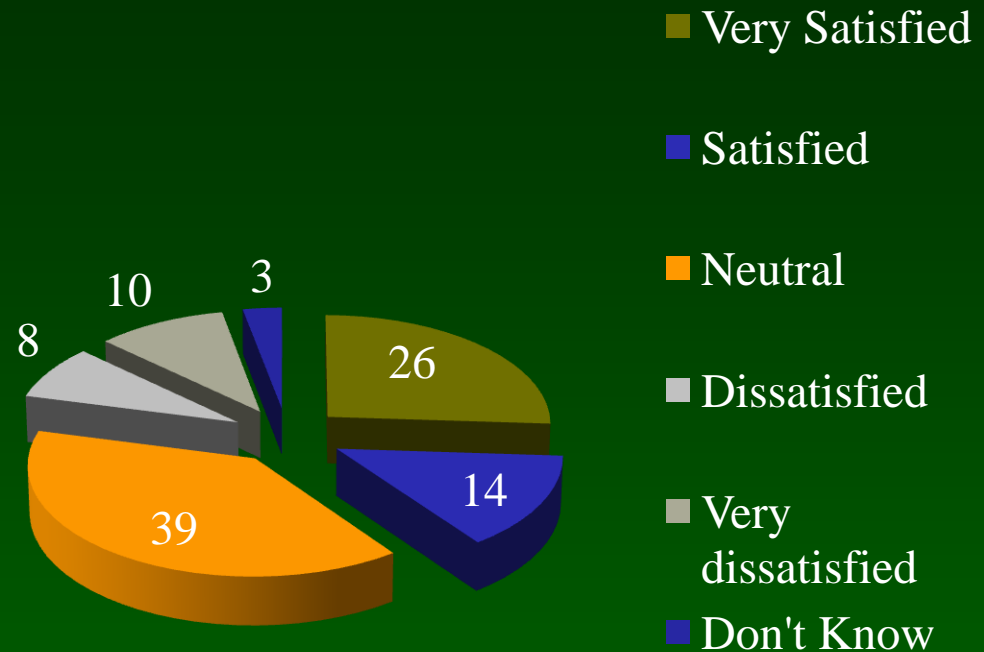


# Goose Hunter Satisfaction

## Open Canada goose season during rifle deer season?

- 40% were satisfied.
- 39% neutral.
- 18% dissatisfied.
- 2% don't know.

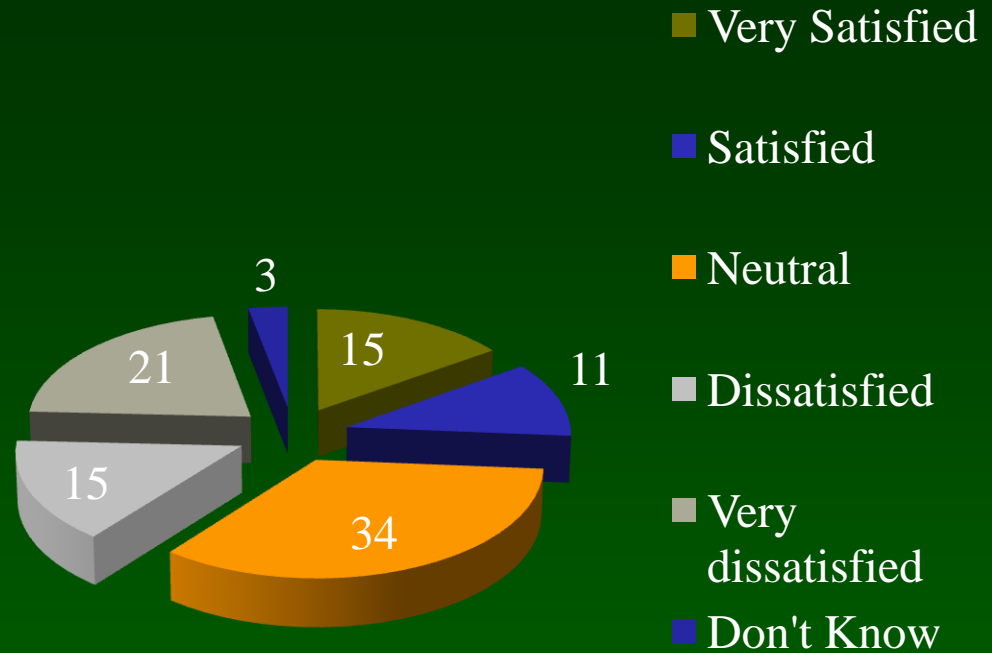
Percent



# Duck Hunter Satisfaction Weekday versus Saturday opening days?

- 26% were satisfied.
- 34% neutral.
- 36% dissatisfied.
- 3% don't know.

Percent



# Barriers to participation

