



2022 Pennsylvania NASP State Tournament
Friday, March 11, 2022

NASP Teachers and Coaches,

The 2022 Pennsylvania National Archery in the Schools (NASP) State Tournament is upon us! In this document, you will find details concerning this year's event. The in-person event will be held at the Penn State Multi-Sport Facility pending approval of Penn State University. Due to current Covid guidelines it is uncertain if the in-person tournament is possible. We will continue with our regular qualifying events as usual, but this is left up to the hosting schools' discretion. We will do our best to adapt and improvise to changes as they arrive. In the event the in-person tournament can't be held we will try to host a virtual tournament instead. The following registration times are all subject to change if we move to a virtual event. Pre-Registration opens on Tuesday March 2nd at 9:00am. Registration for the event begins on Thursday, March 3rd at 9am and closes Monday, March 7th at 11pm. The first of six flights will begin at 8:30 a.m. and the event will culminate with an awards ceremony.

Please refer to the rules and regulations to ensure that archers are in compliance to avoid disqualification. These rules are the 2022 rules used to govern the national tournament and are subject to change at the discretion of the national or state organization. A most recent edition of the rules will be available at the tournament. You can also find a copy of the rules on our [Tournament](#) page. On the day of the tournament, please remember that the waiver form for each student must be signed. If it is not signed and present, the student will not be able to compete.

We will offer a fun 3D range for the students to shoot before or after their flight. There will be many interactive booths for students to enjoy and learn about archery, hunting and the outdoors. We will hold the Coach's Cup once again this year. At the completion of the final flight, any coaches wanting to participate will square off in a short three-end contest at the 15-meter line (with one practice round). The kids are sure to have a great day filled with fun and archery success!

We, at the Game Commission, are looking forward to a successful and exciting season. If you have any questions concerning registration, rules or anything else, please feel free to contact me. Thank you for your time and commitment to the program. I look forward to seeing each school at University Park!

Sincerely,

Todd Holmes

Pennsylvania Game Commission Shooting Sports Outreach Coordinator
Pennsylvania State NASP Coordinator
717-787-4250 x 73330
toholmes@pa.gov



Pre-Registration: Anytime

Registration: March 3rd (9am Tier 1) (1pm Tier 2) – March 7th 11pm.

- ▮ Registration will be on-line at <http://nasptournaments.org>. Qualifying schools will be notified via phone, email and Facebook of qualifying status. Access to the registration site will be available to the NASP school teacher via their BAI number.
- There will be a \$11 registration fee per student
Payment must be made by March 11th. **PAYMENT CANNOT BE MADE AT THE TOURNAMENT**. Payment methods include check or credit card (Paypal). If you choose to pay with a credit card this will be done within event registration. Checks can be made payable to NASP Inc. and mailed to :NASP Michelle Huibregtse W4285 Lake Drive Waldo, WI 53093
- Team size will be 24 students per team or 24 individual participants
- Only one team, per age division, per school
- ▮ Coaches will be able to select their desired flight times as they register their archers until flights are full.
Coaches register archers for only one competitive flight. Please keep in mind that each lane will have two archers from opposite schools. Up to 72 students from one school may sign up for a flight (24 elementary, 24 middle and 24 high school). Also take into consideration that if equipment is shared, the students must be in separate flights- the event will not be delayed to accommodate for sharing equipment.
- ▮ Every team must have at least one registered BAI as a coach, and no more than three coaches on the range at a time.

Location and Logistics:

- ▮ Directions:
 - o From 322 East take the PA-26 exit toward State College. Turn right on to E. College Avenue/PA-26. **Turn Right on to Porter Road. Take second left into the bottom of the parking lot below Beaver Stadium and next to the Bryce Jordan Center. Parking will be available at the bottom of this lot next to the Multi-Sport Facility.
 - o From 322 West take the PA-26 exit toward State College. Turn left on to E. College Avenue/PA-26. Turn Right on to Porter Road. Take second left into the bottom of the parking lot below Beaver Stadium and next to the Bryce Jordan Center. Parking will be available at the bottom of this lot next to the Multi-Sport Facility.
 - o For more directions, visit: <http://www.athletics.psu.edu/rec/multisport/directions.asp>
- ▮ Lodging: Accommodations are the responsibility of tournament participants.
 - o For a wide selection of hotels in the State College area, please visit <http://www.visitpennstate.org/visitors/hotels-lodging/>

Competitive Flight Schedule:

There will be only two archers in each lane per flight, one each from different schools. If your archers share bows, then they must register for different flight times. **The tournament will be held rain or shine (no rain date)**

Friday, March 12th

- | | |
|-------------------|----------|
| ▮ 8:30am -9:30am | Flight 1 |
| ▮ 9:40am-10:40am | Flight 2 |
| ▮ 10:50am-11:50pm | Flight 3 |
| ▮ 12:00pm-1:00pm | Flight 4 |
| ▮ 1:10pm-2:10pm | Flight 5 |
| ▮ 2:20pm-3:30pm | Flight 6 |
| ▮ 3:40pm-4:20pm | Coach's |
| ▮ 4:20pm-5:00pm | Awards |

*NOTE: The Team Coach must pick up a registration packet in the main lobby at **least 30 minutes** before the scheduled flight time. Students must congregate **15 minutes** prior to their schedule flight time in the "Coaches Alley" to ensure that the transition between flights goes smoothly.

Social Distancing and NASP®

The following information is provided **only as recommendations** if social distancing and disinfecting practices are required by appropriate government or health authorities to protect the health of participants.

NASP® is being contacted by individuals for guidance, as they plan for the future opening of archery. NASP® has and will continue to follow the advice of state and federal health officials regarding any activities. NASP® is in no way promoting group archery activities until authorities believe it is safe to do so. As has been the case for our nearly two decades of existence, safety is our first priority.

If activities and gatherings are allowed, but with social distancing mandates, these are among the precautions that can be taken in the management of a NASP® archery range and NASP® student archers, be it for a class, practice, or tournament.

Range Lane Spacing - Avoiding Shared Breath and Touching

- Whatever safe spacing distance is required, that would also be the minimum width of lanes on the range. In other words, if 6 feet continues to be the recommended safe distancing, lanes should be 6 feet wide with a single archer/lane standing in the middle of the lane.
- If archers shoot the same target during a flight, only one archer at a time should go to the target line to score and retrieve arrows.
- The waiting line should also be marked and managed to maintain safe distancing.

Equipment Management - Avoiding Cross-Contamination

- Students should each have their own, without sharing, personal Stringbow, when learning and practicing the *Eleven Steps to Archery Success*. The same would hold true if the archers are using armguards, gloves, or finger tabs.
- If the archer is wearing a face mask, care should be taken that all parts of the mask are such that they won't be snagged by the string when released. Bowhunters routinely shoot while wearing face masks.
- When retrieving or returning bows to the bow rack, only one archer should be at the bow rack at a time. If the range has multiple bow racks, they should be spaced according to social distancing requirements to allow multiple archers to pick up and return bows.
- Each archer's bow should be on it's on hook with no sharing of bow or hook unless disinfected between archers.
- Shared bows and arrows should be regularly disinfected. To disinfect, the CDC indicates, "Most common EPA-registered household disinfectants will work". Except caustic agents such as bleach should be kept off the bowstring.
 - Soap and water
 - 60% or greater alcohol wipes
 - Bleach should be avoided on bowstrings.
 - Special care should be taken to maintain safe distancing when setting up or taking down the range if students help.

Scored Shooting - Avoiding Cross-Contamination

- Each archer should have a scorecard on their own scoreboard. The opposing archer (adjacent lane) will record the competitor's arrows, lay the scoreboard/card on the target line, and the archer will observe for accuracy and marked scores.
- The approval box of each arrow line should be checked by the scoring archer after the archer who shot the arrows agrees with the score.
- To avoid handling each other's cards, they should be unsigned and collected by a gloved official or handed in by the archer who handled the card.



National Archery *in the Schools* Program

2022 NASP® National, Open & Championship Tournament Rules

Registration dates & hotel information will be posted at www.naspschools.org under events

NASP® Western National: April 29 - 30, 2022, Sandy, Utah

NASP® Eastern National: May 11 - 13, 2022, Louisville, KY

NASP® Open and Championship: Kentucky Fair and Exposition Center, Louisville, KY, June 23 - 25, 2022

The Archery Way

Competing with Honesty and Integrity

As archers, we strive to shoot our best while competing with integrity. Honesty is an expectation, sportsmanship and composure, an obligation. We encourage others and understand our responsibility to self-officiate and protect the field with an overall goal of bringing the archery way into everyday life.

Contents

1. NASP® Participation	6
<i>NASP® officials reserve the right to make on site determination of any situation not covered by these rules. NASP® officials' decisions are final.</i>	
1.1. Definition of NASP® School:.....	7
1.2. In School Requirement:	7
1.3. Divisions within NASP® Schools:.....	7
1.4. Homeschool:.....	8
1.5. Eligible Grades:.....	8
1.6. Number of Archers Per Team:	8
1.7. Single Gender School:.....	8
1.8. Small School:.....	8
2. NASP® Eastern and Western National Tournaments; Open and Championship Tournament Registration Protocols.....	8
3. Equipment	9
3.3. Bows	9
3.4. Arrows	11
3.5. Accessories.....	11

4.	Competitive Format	12
4.1.	Range Set-Up	12
4.2.	Whistle Signals	12
4.3.	Arrow Handling and Movement About the Range	13
4.4.	Order of Shooting	13
4.5.	Coaching.....	14
5.	Scoring	14
6.	Ties Breakers	16
6.1.	Individual Ties.....	16
6.2.	Team Ties.....	16
7.	Dress Code:.....	16
8.	Sportsmanship	16
9.	Protest Procedure	17
10.	Individual Scholarship Shoot-Off:	17
11.	Awards	17
12.	NASP® All-American Academic Team:	17

NASP® TOURNAMENT SANCTIONED RULES & PROTOCOLS

The National Archery in the Schools Program (NASP®) National Rules are the governing rules for the Western and Eastern National and Open Championship tournaments. NASP® states within the United States and other NASP® countries have the freedom to manage their programs within these rules. Although the NASP® National Rules are the minimum guide for states and countries to follow, each state or country may add to or increase the NASP® rules to fit local requirements. Standard safety protocols and operating principals create a familiar field for NASP® students, so they are prepared and understand what is expected at each NASP® event.

NASP® relies heavily on Coordinators that manage the program within their respective jurisdictions and will continue to do so for determining eligibility of all schools within their jurisdictions under these rules.

New for 2022: Except for inconsequential language edits, rule changes are in **yellow** highlights.

- The NASP® logo is a registered trademark and may only be used on t-shirts, banners, or any other items, with written permission from NASP®.

Special Note Concerning Distance Learning: The school of *enrollment* determines a students' NASP® school. If schools are allowing students to participate in distance learning through on-line education to maintain their progress and grades, those students are still members of the school in which they are enrolled.

1. NASP® Participation - All State, Provincial, and National Tournaments/Championships

To maximize the number of students who will discover their aptitude and interest for archery, NASP® is an in-school program. NASP® emphasizes team participation to maximize the number of students who will participate and to promote positive social interaction among students and faculty.

NASP® officials reserve the right to make on site determination of any situation not covered by these rules. NASP® officials' decisions are final.

- 1.1. **Definition of NASP® School:** A NASP® school is one that adheres to the training, equipment, safety requirements and protocols followed by NASP®. *NASP® safety protocols must be followed by all NASP® schools and teams to preserve the experience for current and future students.*
 - 1.1.1. School lessons must be presented by NASP® certified faculty or volunteers.
 - 1.1.2. At least one coach of the team must be NASP® certified.
 - 1.1.3. Only NASP® certified teachers or coaches may register student archers for tournaments.
 - 1.1.4. Equipment requirements and range protocols must be followed.
 - 1.1.4.1. Only the standard Genesis™ bow & Easton 1820 arrows may be used during NASP® class or on a NASP® range.
 - 1.1.4.2. NASP® range specifications and design must follow training provided in the NASP® Basic Archery Instructor's course.
 - 1.1.4.3. Failure to follow these protocols will make the school ineligible to participate in NASP® tournaments. Failure to follow safety protocols such as bows, arrows, and curtain use, may also result in de-certification of the NASP® certified teacher or coach.
- 1.2. **In School Requirement:** Every archer must attend a school that conducts NASP® lessons during normal school hours.
 - 1.2.1. NASP® lessons must be conducted as part of the in-school curriculum, a minimum of 10 hours per school, per year.
 - 1.2.2. In-school lessons are the priority in NASP®. Ideally these lessons should be thorough enough for the students to enjoy a safe and motivational experience.
 - 1.2.3. Classroom lessons must include at least the following subject material.
 - 1.2.3.1. Determining eye dominance.
 - 1.2.3.2. Stringbow® used to teach Eleven Steps to Archery Success®
 - 1.2.3.3. Safety Orientation and shooting of bows and arrows on a NASP® range.
 - 1.2.4. Examples of how this might occur include:
 - 1.2.4.1. At least 10, different archery classes of 1 hour each – daily for 2 weeks, twice weekly for 5 weeks, etc.
 - 1.2.4.2. 5 classes per day of 1-hour each, for 2 different days.
 - 1.2.5. When a school meets or exceeds this minimum, even if not every student in the school takes the archery class, EVERY student in the school is considered eligible for NASP® tournaments. It is expected that even those who do not take the in-school instruction, will be provided safety and shooting form instruction if they join the FOLLOW-UP archery club or team before they attend a NASP® tournament.
 - 1.2.6. Prior to participating in any NASP® competitions during a school year, the head coach for a school's team (or other coaches associated with the school for tournament purposes) will be required to log in to the School Manager for the school. This coach will be required to acknowledge that they understand the in-school teaching requirement and commit to making sure that the requirement is met.
 - 1.2.7. After-school-only archery programs or clubs are ineligible.
- 1.3. **Divisions within NASP® Schools:** NASP® divisions are defined as.... Elementary School division, grades 4 and 5; Middle School division, grades 6, 7, and 8; High School division, grades 9, 10, 11, 12.
 - 1.3.1. If schools have similar names but are at a separate address such as the 'North Middle School and North Elementary School' even if in the same district, they are separate schools and may not mingle shooters on teams.

- 1.3.1.1. Except: If elementary grades (4th & 5th) are not in the same school the schools where the two grades are found may combine students to form elementary teams if both are NASP® schools. Example: this could be a school with K-4 and a school combining with a 5-8 or 5-12 school.
- 1.3.1.2. Except: If middle school grades (6-8) are not in the same school the schools where the three grades are found may combine students to form middle school teams if both are NASP® schools. Example: this could be a K-6 school combining with a 7-8 or 7-12 school.
- 1.3.1.3. Except: If high school grades (9-12) are not in the same school the schools where the four grades are found may combine students to form high school teams if both are NASP® schools. Example: this could be a school with 9-10 combining with an 11-12 school.
- 1.3.1.4. Where divisions are split between schools the enrollment numbers of both schools apply to eligibility of the small school rule.

1.4. Homeschool: A student who is attending homeschool may participate

- 1.4.1 If the homeschool has enrolled in NASP® and provides in-school NASP® archery lessons, by a NASP® certified instructor, and meets the requirements of section 1.2. above. This also applies to other schools that are without buildings or campuses, such as, homeschool groups, on-line or “virtual” schools.
- 1.4.2 If a homeschooled student receives in-school NASP® lessons by attending classes at a NASP® public or private school, in accordance with sections 1.1. and 1.2., that student must participate for the school where he/she receives NASP® lessons.

1.5. Eligible Grades: Only students who are in grades 4-12 may participate.

- 1.5.1. A student at any NASP® school who has graduated early during the current school year may, at the discretion of the school Principal, participate.
- 1.5.2. A student who no longer attends a NASP® school due to having moved, being promoted, etc. is ineligible to participate until/unless the student's new school joins NASP® and may then only represent their NEW school.

1.6. Number of Archers Per Team: NASP® archery teams must contain 12-24 students, at least 4 of which must be of the opposite gender.

1.7. Single Gender School: If a school is single gender school, the school shall compete as a single-gender-only school unless eligible to combine with another school under the small school rule (section 1.8). The coach should contact the State Coordinator for their state to set the single gender indicator for the school. Once set, the team score for the school/division is determined by summing the top 12 scores for the team with no consideration of gender.

1.8. Small School: If a competitive division within a NASP® school (Elementary 4th – 5th, Middle 6th – 8th or High 9th – 12th) has a total student enrollment of less than 150 students, the team for that division may add students from another competitive division within their school or from a competitive division at another NASP® participating school in the same city, county, or school district.

- 1.8.1. A competitive division within a school with 150 students (or more) enrolled may not add archers to their team from another school or division.
- 1.8.2. If a student shoots up for a higher division team (as allowed by 1.8. above), that student will be competing for team rank in that older division but retain individual rank according to the archer's actual grade.
- 1.8.3. Unless utilizing this “small school rule”, students may only shoot on a team at the NASP® school they attend (are enrolled in).
- 1.8.4. A request to “shoot-up” must be submitted in advance to the state/provincial coordinator and must include school enrollment numbers by grade for all schools involved to be approved.

1.9. NASP® is a school program. If a school administration deems a student unsuited to represent the school, NASP® will abide by the decision.

1.10. If a student archer is disqualified for any reason at a provincial, state, or regional tournament, the student is ineligible to participate in any NASP® competition until such time the student has regained good standing in his or her state or province. The NASP® coordinator would alert the national office of such disqualification.

2. NASP® Eastern and Western National Tournaments; Open and Championship Tournament Registration Protocols


- 2.1. In addition to # 1.1 - 1.10. above.
- 2.2. Eastern and Western NASP® Nationals:
 - 2.2.1. Qualification tiers will be established for each event individually.

- 2.2.2. A qualified team (school/division) may register to participate in one but not both national tournaments.
- 2.2.3. A qualified individual may register to participate in one but not both national tournaments.
- 2.2.4. Individual scores from one national event cannot be added to team scores from another national event.
- 2.2.5. Participation is not guaranteed in either event.
- ~~2.3.~~ Substitutions are permitted for these events. Substitutes may be students that did not participate in the state (or national) tournament, but they must meet the criteria defined in section 1.
- 2.3.1. Individuals must shoot in their actual division for National, Open or Championship unless the school meets the requirements specified in 1.8.
 - 2.3.1.1. If by meeting the requirements of section 1.8. an individual shot in a higher division at the state or provincial tournament the individual may shoot "down" in their actual division for National, Open, and Championship.
- 2.3.2. If a school sent multiple teams to the state or provincial tournament, they may recombine archers from these teams for nationals. **Not applicable to entire school districts/systems.**
- 2.3.3. If a school sent multiple teams to the national tournament, they may recombine archers from these teams for the Open and Championship tournaments. **Not applicable to entire school districts/systems.**
- 2.4. A school may register as many teams as qualify at their state or provincial tournament IF the state or province in question allows multiple teams from the same school to participate.
- 2.5. **The NASP® Open and Championship Tournament**
 - 2.5.1. Details and information concerning the Open/Championship will be provided later.
 - 2.5.2. Tournament format, registration information, schedule of times and tiers, TBA.

3. **Equipment - Only equipment specified and approved for use in NASP® may be used in tournaments.**

NASP® equipment has been selected to be as universal-fit as possible to make administration of the program suitable for in-school teaching. Tournaments follow in-school program design as closely as practical.

- 3.1. At tournament officials' discretion, any bow, arrow, or accessory may be subjected to complete inspection at any time. Anyone found using disallowed equipment or modifications will forfeit awards and be disqualified. Disqualification may affect their team's rank.
- 3.2. If after the 10-meter practice end begins an archer is found to be using disallowed equipment, the archer is subject to disqualification.
- 3.3. **Bows:** Archers are expected to bring their own NASP® Genesis™ bows.
 - 3.3.1. Only the stock (original) unmodified Genesis™ bow approved for NASP® may be used, except for allowances described below.
 - 3.3.2. When called by the announcer archers will place bows on the provided racks for inspection. Once inspected, the bow must remain on the range unless a repair is needed and approved by a lane official.
 - 3.3.3. The Genesis™ Mini, Pro, and GenX are prohibited from use in NASP®.
 - ~~3.3.4.~~ The bow's axle-to-axle length, measured from the center of each axle, must be no shorter than 35.25".
 - 3.3.5. The bow's grip must be in place and unmodified. Changing the shape by removing material or adding material, including tape is prohibited. The grip may be painted for personalization. However, paint used must be "color only". The use of paint with added texture material or paint that dries with a multi-texture finish (including but not limited to those designed as bed liner material) is disallowed.
 - 3.3.6. Only tied on or heat shrink nock locators may be used. Instructions for tying on a nock locator are available at www.naspschools.org under the "Resources" tab, in the "Information/Learning Center".
 - 3.3.6.1. There may be up to one nock locator above and below the arrow nock.
 - 3.3.6.2. If using two nock locators, the gap between them must be 1-1.5 nock widths. The archer must nock the arrow between the 2 nock locators.




**If 2 nocking points,
the arrow nock must
be placed between
them.**

- 3.3.6.3. If using one nock locator, the archer must nock the arrow below and touching the nock locator.
- 3.3.6.4. If desired, a tied-on nock locator may be used directly above and against the original shrink tube locator that comes on the bow to maintain its position, as a quick or temporary fix.
- 3.3.6.5. Brass nock locators are prohibited for safety reasons.
- 3.3.7. The bow must be sight and sight-mark free.
 - 3.3.7.1. Solid color tape, paint, or "sharpie" to cover marks may be applied to the face of the sight window at a point starting at the top of the bow's grip and running at least 6" up the face of the sight window towards the top limb. Any tape used must be a single piece of tape applied vertically to the face of the sight window only. Single piece, die cut, solid color, stickers that match the shape of the sight window are also permitted. Wrapping tape around the riser is prohibited.
 - 3.3.7.2. Camouflage bows may be used, but the face of the sight window must be covered. As described in 3.3.7.1.



- 3.3.7.3. Any tape, paint or sticker used to cover sight marks must remain throughout the competition.
 - 3.3.7.3.1. Archers and coaches should comply with this rule before their flight time.
 - 3.3.7.3.2. If sight marks are discovered the archer or coach will be asked to cover them.
- 3.3.8. The outside and inside of the sight window must be kept free of any raised edges, such as tape, stickers or logos.
- 3.3.9. The bow must be free of draw stops or stabilizers.
- 3.3.10. The bowstring and cables may be 'after-market' but of the same approximate length and diameter.
- 3.3.11. The standard cable guard, cable guard slide (black only), wheel, cam, bearings, riser, and limbs must be original (or original factory replacement) and unmodified, other than the few allowances stated within section 3.
- 3.3.12. A bow may have the Morrell Manufacturing draw weight gauge mounted on the riser, for determining turns of limb bolts for draw weight setting.



- 3.3.13. A bow may be personalized by painting, stickers, et cetera, but without sight-marks.
 - 3.3.13.1. Temporarily attaching carabineers or other devices to the bow during any flight is prohibited.
 - 3.3.13.2. Wrapping anything around both limbs to "join them" is disallowed.
- 3.3.14. The arrow rest must be the standard NASP® flipper rest that comes on the Genesis™ bow. The rest arm that is missing the sleeve or bent is acceptable. The sleeve may be original, absent, or replaced with heat shrink tubing similar to the original rest arm sleeve.
- 3.3.15. The bow's draw weight must remain unchanged throughout the flight after the 1st scored arrow is shot at 10 meters.
- 3.3.16. Except for a malfunction, bows must remain downrange of the waiting line once shooting begins.
- 3.3.17. Except for a major malfunction the same bow must be used throughout the competition.
- 3.3.18. A non-compliant bow will be removed from the competition until it is restored to a compliant condition by the head coach. This must be completed before that archer begins or resumes competition.
- 3.3.19. Coaches should be prepared to complete timely repairs if necessary (spare arrow rest, serving material or spare bow). The tournament will remain on schedule.

3.4. Arrows: *Arrows are provided at National level events, as loaners, but remain the property of NASP®. Provided arrows may have been shot in prior flights.*

- 3.4.1. Only the original Easton aluminum 1820 arrows approved for NASP® may be used.
- 3.4.2. If the archer provides personal arrows, they must be official NASP® arrows.
- 3.4.3. The length of the arrow shaft must be the standard NASP® length.
- 3.4.4. If personal arrows are used, a readily accessible supply of replacements must be on hand. Once the flight begins all arrows will remain forward of the waiting line unless being replaced.
- 3.4.5. Arrow nocks must be the Easton N nocks currently used by Easton in the production of the 1820 aluminum Genesis arrows.
- 3.4.6. Arrow points must be the NASP® standard; glue-in, cone shaped and weighing 60 grains.
- 3.4.7. Arrow vanes must be 3 soft plastic, 2.5-3.0" long and between .4-.6" in height and attached to the shaft or wrap with a straight offset of approximately 1.5 degrees. Vanes may be of any brand or shape but must be within the listed dimensions (New Archery Products NASP® SPEEDFLETCH is also permitted for use)
- 3.4.8. Personal arrows must have vanes marked for identification.
- 3.4.9. The arrow shaft may be marked, crested, wrapped*, or taped above the mid-point (towards the nock) for identification. The crest (NASP-Genesis label) must remain visible and readable.

**An arrow wrap is a small piece of unweighted self-adhesive vinyl that is wrapped around the rear of the arrow to coat the shaft in a very low weight plastic sleeve.*

3.5. Accessories: Very few accessories are allowed in NASP®

- 3.5.1. Archers may wear basic finger tabs (free of metal or rigid plastic), tape, or gloves to protect draw-hand fingers. This includes unmodified "5-finger" gloves like golf and batting gloves. Unmodified golf or batting gloves may also be worn on the bow hand. Finger tabs designed for anything other than finger protection, including markings, are disallowed.
- 3.5.2. Finger protection devices like the "No Glove" and devices made by other manufactures may be placed on the bowstring, but these must be without locator buttons (also known as kissers buttons) discs or aiming aids.
- 3.5.3. Heat shrink tubing may be placed on the bowstring to reduce finger strain, but the tubing must cover the entire center serving above and below the nock locator(s).
- 3.5.4. Archers may wear arm guards and chest protectors.
- 3.5.5. Archers may wear eye patches, glasses, or tape on glasses.
- 3.5.6. Finger or wrist slings are allowed.
 - 3.5.6.1. Wrist slings may be attached with standard bolt (one inch or less in length) with a head size not to exceed 1/2" X 1/2" (one-half inch thick, one-half inch wide).
 - 3.5.6.2. Any mounts or brackets used for a wrist sling must be non-rigid and may extend no more than 1/2" (one half inch) in any direction from the riser.
 - 3.5.6.3. A Leather "yoke" may be used to attach the sling to the bow, but a metal yoke would be considered rigid and disallowed.

3.5.6.4. Wrist slings may be tied around the riser or through the hole in the riser just below the grip.

3.5.6.5. Finger slings are only to be put in place once the 1 whistle command to shoot is provided.

3.5.7. Mechanical release aids are prohibited.

3.5.8. The bow must remain free of any devices designed to dampen vibration.

3.5.9. Potential special allowances for physically challenged archers are evaluated on a case-by-case basis. While participation by the challenged archer is important, other competitors must not be negatively impacted.

Commonly approved allowances include:

3.5.9.1. Wheelchairs are permitted if needed.

3.5.9.2. In the case of hearing or visually impaired archers, a coach or parent may provide assistance at the shooting line. A lane official must be alerted before shooting begins.

3.5.9.3. Mouth tabs are permitted for archers whose physical challenges make drawing the bowstring impossible.

3.5.9.4. Archers who use crutches may shoot from a chair or have coach assistance to stand.

3.5.10. Emotional support animals will be allowed by NASP® in the spectator area of the event (if permitted by the host facility). Emotional support animals must stay off NASP® ranges. If the animal creates a distraction of any type to the participants or spectators, the handler will be asked to remove the animal from the spectator area and possibly from the facility.

4. Competitive Format

NASP® Tournaments emphasize safety, sportsmanship, and indoor application. If an archer is unable to safely use all equipment and follow range protocols that archer may be removed from the competition

4.1. Range Set-Up:

4.1.1. Target butts will be placed directly on the floor (or factory bases) similar to the height of school butts.

4.1.2. Target faces will be placed on the target butts so that the bottom edge is touching the floor or as close to the floor as possible.

4.1.3. Targets faces (paper) will be NASP® 80 cm FITA face with 10 scoring rings.

4.1.4. The target line will be approximately 2 yards or meters from the face of the target butts.

4.1.5. There will be 10-meter (32' 10") and 15-meter (49' 2") shooting lines.

4.1.6. The waiting line will be at least 4-5 yards or meters beyond the 15-meter shooting line.

4.1.7. A 'Coach's Alley' will be delineated between the waiting line and spectators. Only Coaches with the appropriate wrist band or tournament credentials are permitted in Coach's alley.

4.1.8. Spectator seating will be placed as close as possible behind the waiting line.

4.1.9. Shooting lines will support 5-foot-wide shooting lanes accommodating 2 archers per lane, one in the **left** half of the lane, one in the **right** half of the lane.

4.1.9.1. The shooter's label will indicate with "Left" or "Right" which half of the 5' wide shooting lane each archer is assigned.

4.1.9.1.1. Placement of any items or marks on the floor or target as a reference or aiming point is prohibited.

4.1.9.2. Archers are to be at their assigned area 15 minutes prior to their flight times, with their equipment ready.

4.1.9.3. Shooters occupying a lane will be from different schools where possible.

4.1.9.4. Coaches assigned to a group of lanes for their team can move archers within their assigned lanes if needed. But must indicate a lane change on the score cards. Archer must still occupy the same side (L or R) of the lane as was assigned to the team and each lane should still have archers from two different schools.

4.1.9.5. Solo shooters will be combined where possible to promote integrity.

4.2. Whistle Signals: NASP® whistle commands will be used to operate the range.

4.2.1. 5+ whistles for an emergency


4.2.2. 2 whistles to 'get bow.'

4.2.3. 1 whistle to 'shoot'

4.2.4. 3 whistles to 'go get arrows.'




4.3. Arrow Handling and Movement About the Range: NASP® safety rules must be followed.

- 4.3.1. Archers must walk when moving about the range.
- 4.3.2. Archers must have one foot on each side of the shooting line with 'bows on toes' before shooting begins.
- 4.3.3. While shooting, the archer must straddle the shooting line with the non-target foot behind the back edge of the shooting line. NO PART of the shooting line will be covered by the archer's foot.
- 4.3.4. The tournament-provided arrow quiver must be placed ON the shooting line in FRONT of the archer.
- 4.3.5. Shooter and quiver must remain in each archer's half of the assigned lane when on the shooting line. No part of the archers' body or the quiver may cover, or be past, their lane marks.
 - 4.3.5.1. Crowding across the middle of the lane, or into an adjacent lane, is unsportsmanlike conduct.
 - 4.3.5.2. Crowding is defined as any part of the archer's body or equipment extending past the 30-inch area assigned to the archer.



Archers must remain entirely within their half of the lane.

- 4.3.5.3. The quiver must remain on the shooting line and within 30-inch area assigned to the archer.



- 4.3.6. While both archers may approach the target when scoring, only one archer may remain at the targets when arrows are pulled. The other archer must be safely behind the target line waiting their turn to pull arrows.



When pulling arrows, only one archer may be forward of the Target Line. All archers must remain standing.

- 4.3.7. Archers must remain on their feet (standing or squatting) and off their knees when scoring and pulling arrows.
- 4.3.8. Arrow points must be covered with one hand and shafts grasped below the vanes with the other hand when walking with arrows.

4.4. Order of Shooting:

- 4.4.1. The archer must nock, pre-draw, draw and aim in a manner that keeps the arrow pointed safely towards the target throughout the process. (Below the top of the backstop curtain, and away from the floor).
- 4.4.2. Archers will shoot one practice end of 5 arrows and 3 scoring ends of 5 arrows at 10 meters.

- 4.4.3. Archers will shoot one practice end of 5 arrows and 3 scoring ends of 5 arrows at 15 meters.
- 4.4.4. Archers will have 2 minutes to shoot each 5-arrow end.
- 4.4.5. Dropped arrows will be left on the floor and replaced by a range official.
- 4.4.6. An arrow that bounces off the target may be shot again as instructed by range officials. Except for practice ends.
- 4.4.7. Replacement arrows will only be provided for bounce outs on scoring ends. Practice bounce outs will remain as shot.
- 4.4.8. An arrow that reaches the target line without hitting the target is considered a shot rather than a dropped or bounced-out arrow and will be scored zero points.
- 4.4.9. If the archer's draw weight and draw length are not sufficient to perform on par with other archers in the tournament, the archer may be removed. Shot arrows that fail to reach or stick in the target butts are symptomatic of insufficient performance.
- 4.4.10. After shooting the last arrow, the archer must immediately leave the shooting line, rack the bow, and return behind the waiting line. This is NASP®-specific range management protocol.
- 4.4.11. Lost vane, arrow rest damage or failure, brokennock - if any occur during the release of an arrow and that arrow makes it to the target line and doesn't bounce off of the target, it is a shot arrow.

4.5. Coaching:

- 4.5.1. A team is limited to 3 coaches in Coaches Alley during the flight. Individual groups may have 1 coach in Coaches Alley.
 - 4.5.1.1. Any coach in Coaches Alley must have a coach's wrist band or tournament credentials identifying them as the appropriate NASP® coach.
 - 4.5.1.2. At least one coach must be immediately available and located with his or her team lanes while the team is shooting in case they are needed. Coaches must display positive sportsmanship while in this alley.
- 4.5.2. Coaches of special needs archers may be allowed (with prior approval of range officials) to stand with the archer on the shooting line. However, they must do so safely and without distracting the other archers.
- 4.5.3. Coaches must withhold coaching and communication with their archer while the archer is on the shooting line. Such communication may only take place when the archer is up range of the waiting line.

5. Scoring:


- 5.1. Only archers and tournament officials will be allowed downrange of the waiting line.
- 5.2. All arrows should be scored before any arrow or the target's face is touched.
 - 5.2.1. Moving the target face to affect an arrow's score is a violation of 5.2.
 - 5.2.2. Moving or pushing an arrow into the target face to affect an arrow's score violates 5.2.
- 5.3. Beginning in the center of the target, scoring rings are 10, 9, 8, 7, 6, 5, 4, 3, 2, & 1.
 - 5.3.1. An arrow **shaft** touching a scoring ring line is awarded the higher point value. In the picture below the gold arrow is scored a 10 because the shaft touches the line. The black arrow is a 9 because the shaft does not touch the scoring line, only the hole made by the shaft touches.



The blue shaft is a “9”. The gold shaft is a “10”.

- 5.3.2. An arrow outside all scoring rings is awarded '0' points.

5.3.3. If the target face is so shot up that the scoring ring cannot be determined, even by the lane official, the target face should be changed.



This target face should be changed.

5.3.4. The 'X' ring in the center of the 10 is simply scored as a 10.

5.3.5. An arrow that 'robin-hoods' (sticks in the back of another arrow) receives the value of the arrow in the target.

5.3.6. An arrow that deflects off another arrow and sticks in the target is scored where it sticks.

5.3.7. An arrow that deflects off another arrow and fails to stick in the target is treated as a bounce out.

5.3.8. An arrow that skips off the floor and imbeds in the target is scored where it sticks.

5.3.9. An arrow that skips off the floor and bounces off the target is treated as a bounce out.

~~5.3.10.~~ An arrow that sticks in the target, but falls completely out as shooting continues, is treated as a bounce-out and a replacement arrow may be shot.

5.4. Scannable (bubble-type) scorecards will be used. Archers should practice with this type of scorecard before coming to the tournament. [CLICK HERE](#) for a practice scorecard.

5.5. Both archers' scorecards will be on the same score board.

5.5.1.1. The score board will be placed on the target line, anywhere within the archers' lane.

5.6. Both archers will walk to the target in their lane to record arrow scores.

5.6.1. One or both archers may approach the target face to score arrows.

5.6.2. **OFFICIAL SCORING PROTOCOL:** One archer will CALL and BUBBLE the other archer's arrows.

5.6.2.1. The scorecard has a "Check-Box" to the right of each 5-arrow end.

5.6.2.1.1. The archer should check this box indicating he or she has examined each 5-arrow end to make sure the score has been correctly entered.

5.6.2.1.2. Also check to assure that ALL ARROW VALUES are bubbled.

5.6.3. Then the archers will reverse roles.

5.6.4. If archers cannot agree on an arrow's score, a range official must be asked for the final decision.

5.6.5. Only range officials may have erasers on the range. If the archer needs a score erased, the official will perform the task. The lane official will document such action on the back of the scorecard.

5.6.6. After both archers are satisfied that arrow values have been accurately recorded, scores are considered final.

5.6.7. Once scores are final arrows may be pulled in accordance with rule 4.3.6.

5.6.8. At the conclusion of the flight both archers must sign the scorecard.

5.6.8.1. If an archer fails to sign his/her scorecard, the scorecard will be considered approved and final.

5.6.8.2. The archer represented by the unsigned scorecard will not be disqualified for neglecting to sign.

5.7. Scorecard deficiencies may be found in the scoring room:

5.7.1. Scorecard has more than one value on a scoring line. The higher value will be erased.

5.7.2. Scorecard has more than one value on a scoring line but there is a blank line among the 5 scoring lines. One of the double values will be moved to the blank line.

5.7.3. A scoring line is blank. Except in 5.7.2 above, the blank line will be scored zero.

5.8. An archer's score may only be counted for a single team. The score will also be used to determine the archer's individual placement.

5.9. Range officials will gather signed scorecards after each flight at the target.

- 5.10. Disqualification may occur if an archer takes the scorecard up-range of the 10-meter shooting line or to the coach or other unofficial person(s).
- 5.11. If an archer observes another recording a false score, a range official **must** be alerted.
- 5.12. Summation of the team's highest 12 individual scores, with at least 4 of both genders, will comprise the team score. For single gender schools, all 12 individual scores will be from a single gender.

6. Ties Breakers

6.1. **Individual Ties:**

- 6.1.1. First by the computer by comparing total score, then # of 10's, 9's, 8's, and so on.
- 6.1.2. If ties remain, only those individuals tied for overall female and overall male archers will shoot-off to break the ties (this includes ties for overall runner-up). All other ties will remain and will receive duplicate awards.
- 6.1.3. Overall and runner-up female and male individual ties will be broken with a shoot-off that will take place prior to the awards ceremony. KEEP YOUR BOW NEAR BY! Archers absent for tie breaking will be awarded the lower rank.
- 6.1.4. The shoot-off will consist of:
 - 6.1.4.1. A 5-arrow warm-up end at 15 meters.
 - 6.1.4.2. Then a 5-arrow end competitive end at 15 meters.
 - 6.1.4.3. If the tie persists, a single arrow shot from 15 meters, closest to the middle of the target's center will break the tie.

6.2. **Team Ties:**

- 6.2.1. Team ties, if they occur, will be broken.
- 6.2.2. First by the computer by comparing total score, then # of 10's, 9's, 8's, and so on.
- 6.2.3. If necessary tied teams will select one male and one female archer from their teams.
 - 6.2.3.1. These two archers from each team will shoot a 5-arrow warm-up end at 15 meters and then a 5-arrow scoring end at 15 meters.
 - 6.2.3.2. Combined scores of both boy and girl team members will be compared to break the tie.
 - 6.2.3.3. If the tie persists both the boy and girl from each team will shoot a single arrow at the same target. The arrow closest to the center of the target will win the tie.

7. Dress Code: NASP® tournaments are an extension of the in-school educational experience.

- 7.1. It is important that students remain safe and comfortable. Therefore, all student archers must wear close-toed shoes. (Bare feet and sandals are disallowed)
- 7.2. All coaches should make sure their student archers adhere to their school's dress code at the tournament except for the total ban of open-toed shoes above in 7.1.
 - 7.2.1. It is the coaches and archers' responsibility to keep everything out of the path of the bow string. Loose clothing, hair, jewelry (including facial jewelry) may pose a risk to the archer and those around them.
- 7.3. Use of personal music playing devices, ear buds and headphones are prohibited on the range.
 - 7.3.1. Ear plugs to block distractions are permitted if the archer remains able to hear and follow range commands.
 - 7.3.2. Ear plugs must be free of any strings or wires.
- 7.4. Archers cell phones must be silenced during their competitive flight. Also, all communication via the phone must be suspended during their flight.

8. Sportsmanship: Archers, coaches, volunteers, and spectators are expected to respect others. Acts of unsportsmanlike conduct will result in disqualification and or removal from the event. These are a few examples of unsportsmanlike conduct:

- 8.1. Purposefully disturbing another archer with excessive touching or talking
- 8.2. Failure to follow lane official direction.
- 8.3. Physical or verbal abuse of any person at the event
- 8.4. Attempts to cheat include:
 - 8.4.1. Using disallowed equipment.

- 8.4.2. Improper call-out of arrow value.
 - 8.4.3. Improper bubbling of arrow value.
 - 8.4.4. Erasure of anything on the scorecard. Only lane officials may use erasers.
 - 8.5. Behavior considered disruptive, unsafe, offensive, or otherwise inappropriate may result in disqualification and or expulsion of the archer, coach, and observers. Examples include:
 - 8.5.1. Intentional or repeated bumping of another archer or archer's bow.
 - 8.5.2. Encroaching beyond the archer's assigned half of the 30" in the shooting lane.
 - 8.5.3. Ignoring the L vs. R assignment in the shooting lane.
 - 8.5.4. Vulgar or otherwise offensive language used while shooting or on shirts or banners.
 - 8.6. The use or possession of drones or other flying devices is prohibited at all NASP® events. Rare use may be granted to select media outlets through advanced application to NASP® officials.
9. Protest Procedure
- 9.1. Coaches may visit the scoring area following the conclusion of each flight.
 - 9.2. Only the officially registered coach of the team or individual may register a protest.
 - 9.3. The scoring area team leader must receive any protest prior to the start of the awards ceremony.
 - 9.4. Protests may concern an archer or team score or equipment compliance.
 - 9.5. Video or other photographic evidence regarding the protest will not be considered.
 - 9.6. Rule clarification or suggestions may be provided by going to "Contact" at: www.naspschools.org
10. Individual Scholarship Shoot-Off: The Scholarship shoot-off takes place prior to the awards at the Open Championship tournament June 25, 2022.
- 10.1. The combined over-all top 5 male and top 5 female archers (including ties) from Eastern and Western nationals qualify.
 - 10.2. Each will shoot a practice end of 5 arrows at 15 meters.
 - 10.3. Each will shoot a 5-arrow scoring end at 15 meters.
 - 10.4. Scholarship award levels will be based upon the order of elimination among these contestants.
 - 10.5. **2022 Scholarship information will be posted at www.naspschools.org under events.**
11. Awards
- 11.1. One team trophy will be awarded to the 1st, 2nd, and 3rd place teams in each of 3 divisions.
 - 11.2. Each 1st thru 3rd place teams' members + up to 6 coaches will also receive a medal.
 - 11.3. Plaques, and medals will be awarded to 1st - 5th place individual boys & girls in the elementary, middle & high school divisions. Individuals tied for 1st through 5th place will receive duplicate awards.
 - 11.4. Individual boy and girl champions in each division will be awarded a Genesis Bow.
 - 11.5. Tournament Overall and Runner-Up Champion boys and girls will also be recognized.
 - 11.6. Additional prizes may be awarded teams and individuals as they are available.
12. NASP® All-American Academic Team: The final scores from the Eastern and Western NASP® National will be combined. The top 24 scoring archers in each division from those combined scores, who are registered with NASP® as Academic Archers, will be named to the *NASP® All-American Academic Team*.
- 12.1. Academic Archers are registered by their teacher according to criteria provided on the NASP® website. Academic Archers must be registered **before Midnight April 1** each year.
 - 12.2. The Academic Archer indicator box must be checked on the National Tournament registration, for All-Academic Team eligibility. **We assign this responsibility of cross checking the archer's AA status to the teacher or coach.**

