

Hunting-Related Shooting Incident (HRSI) Annual Report 2019



Research
&
Education
Division

Table of Contents

2019 Hunting-Related Shooting Incident Summary	5
Hunting-Related Shooting Incidents in Pennsylvania (2000 – 2019)	7
Statewide Totals	8
Charts and Graphs	
Number of Incidents & Injury Type	10
Sporting Arm Used & Species Hunted	11
Offender Age & Offender Experience	12
Weather Conditions & Place of Incident	13
Cover Density & Light Conditions	14
Victim's Position & Victim's Activity	15
Cause of Incidents	16
Incidents Involving Hunter Education Graduates	17
Incident Summaries by Species Hunted	
Deer	19
Small Game	20
Furbearer	21
Waterfowl	22
Bear	23

2019 Hunting-Related Shooting Incidents Summary

Introduction

A hunting-related shooting incident (HRSI) is defined as any occurrence when a person is injured as the result of the discharge of a firearm or bow and arrow during actual hunting or furtaking activities. Often these incidents result from failing to follow some very basic safety rules. While one incident is one too many, the marked decline of shooting incidents can be attributed to the success of hunter education training and mandatory use of fluorescent orange clothing.

Records dating back to 1915 have been kept by the Pennsylvania Game Commission in order to track these incidents. For comparative purposes, the Game Commission tracks trends in hunting-related shooting incidents by measuring the accident rate per 100,000 participants. In Pennsylvania, hunting-related shooting incidents have declined by nearly 80% since hunter education training began in 1959.

Included in this report are a series of charts, graphs, and related data that summarize records for incidents that were investigated by Pennsylvania Game Commission Wildlife Conservation Officers for this reporting year. Refer to these items for specific information. Overall, a look at these records will show that **hunting is safe and getting safer.**

Analysis

During 2019, there were a total of **26 HRSIs** recorded, **four of which were fatal**. This number represents a decrease in the total number of incidents reported during 2018 (27), but an increase in the number of fatalities (1). The **incident rate** (expressed as the number of incidents per 100,000 participants based on general license sales) was **3.06**, which was a slight **decrease** from the 2018 incident rate of **3.16**. **More than half** of incidents reported in 2019 were **inflicted by others (58%)**.

An analysis of offenders' ages revealed that individuals **ages 16 and younger** had an incident rate of **0.47** per 100,000 participants, a rate level to that reported for 2018. Hunters in the **age range of 17 to 50** had an incident rate of **1.29** per 100,000 participants, while those **over 50 years of age** had an incident rate of **0.82**. A total of **6 incidents**, or **23%** of all 2019 incidents with an identified offender, resulted from individuals with **10 or fewer years of hunting experience**. This represents an decrease from 35% in 2018.

A look at reported weather conditions shows that 14 (**54%**) of incidents took place on days with **clear** conditions, while 5 (**19%**) of the remaining incidents occurred during **overcast** conditions. **4 (15%)** occurred during **inclement weather**, including foggy, rainy, and snowy conditions.

Additional environmental factors, such as time of day and cover density, show the **majority (81%)** of incidents occurred during **daylight** hours. **Dense** cover was involved in **19%** of incidents, while cover considered **light** accounted for **42%**, and no cover

accounted for **38%**. HRSIs occurring in locations identified as **field (50%)** and **wooded (31%)**, accounted for the majority of recorded incidents for 2019.

In 2019, the primary cause of hunting-related shooting incidents was **Victim in Line of Fire (42%)**, with 11 incidents reported. This represents an increase from the 5 incidents cause by Victim in Line of Fire that were reported in 2018. The second most common cause in 2019, **Unintended Discharge (31%)**, fell significantly, with 8 incidents reported (18 were reported in 2018). An important note is that no incidents were identified by the cause "**Shot for Game**", the **only time in Pennsylvania no incidents were recorded** for this category.

In terms of species being hunted when incidents occurred, **deer (12 incidents)** and **small game (8 incidents)** led the way, followed by **furbearer (3 incidents)** and **waterfowl (2 incidents)**. The deer incidents represent **nearly half (46%)** of the 2019 incident total, an increase from 44% in 2018, while **small game** incidents represent **31%**, a decrease from 37% in 2018. **Spring turkey** saw the most significant success, with zero incidents occurring for the first time since records have been kept by the PA Game Commission.

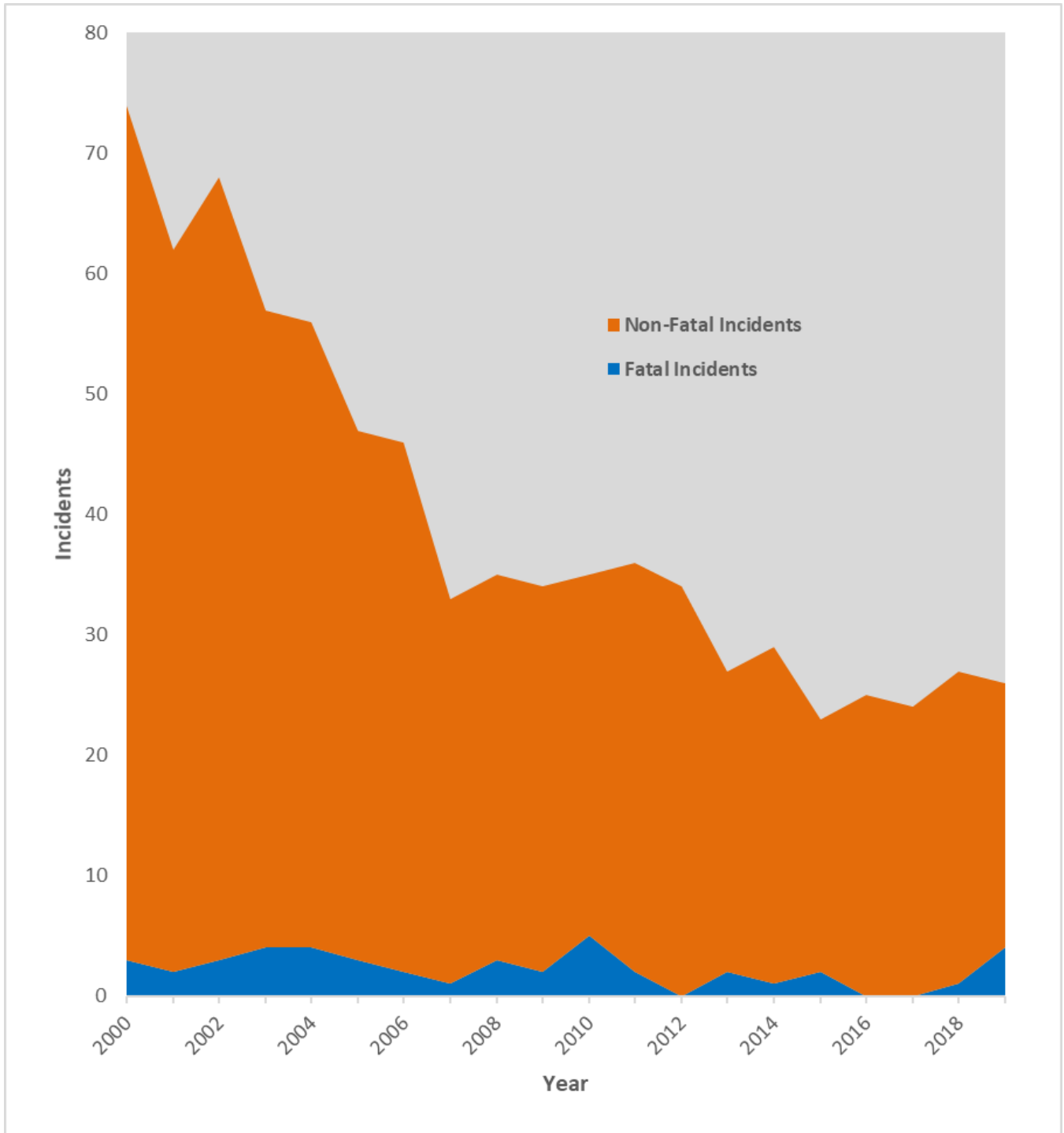
A total of **30,821 students** (22,526 traditional course students and 8,295 online HTE students) were certified through a Basic Hunter-Trapper Education course conducted during 2019. This educational effort is spearheaded by a dedicated corps of 1,828 volunteer instructors teaching Pennsylvania's hunters basic hunting safety and advanced hunting skills. The 2019 student total represents a decrease of 2,494 in the total number of students certified compared to the totals for 2018.

Conclusion

The year 2019 was the **seventh successive year that fewer than 30 HRSI's** were reported. This accomplishment may be attributed to the institution of mandatory hunter education in Pennsylvania and the effort that continues to improve the safety of our sport. Volunteer hunter education instructors, student graduates, and the entire hunting public should be congratulated for continuing to make hunting an enjoyable and safe activity.

Research & Education Division
May 2020

Hunting-Related Shooting Incidents in Pennsylvania (2000 – 2019)



Statewide Totals

Bureau of Information & Education

Hunting Related Shooting Incidents from 01/01/2019 to 12/31/2019

STATEWIDE TOTALS

Hunting Related Shooting Incident Reporting System

HRSIS Report: 01

	<i>Non- Fatal</i>	<i>Non- Fatal</i>	<i>Total</i>		<i>Non- Fatal</i>	<i>Non- Fatal</i>	<i>Total</i>
Number of Incidents				Cause of Incident			
*** TOTALS ***	4	22	26	UNINTENTIONAL DISCHARGE	2	6	8
Injury Type				Place of Incident			
SELF-INFLICTED	3	8	11	FIELD		3	3
INFLECTED BY OTHERS	1	11	12	WOODLAND	2	2	4
UNKNOWN	3	3	3	MARSH/BOG	1		1
Sporting Arm Used				Cover			
SHOTGUN	1	10	11	DENSE		5	5
RIFLE	2	6	8	LIGHT	3	8	11
HANDGUN		1	1	NONE	1	9	10
MUZZLELOADER		1	1	Victim Experience			
LONG BOW		1	1	UNDER 2 YEARS	1	2	3
COMPOUND BOW		1	1	2 - 5 YEARS		2	2
CROSSBOW	1	2	3	6 - 10 YEARS	1	2	3
Species Hunted				Offender Experience			
DEER	3	9	12	UNDER 2 YEARS	1	1	2
BEAR		1	1	2 - 5 YEARS		4	4
SMALL GAME		8	8	6 - 10 YEARS	1	1	2
WATERFOWL	1	1	2	OVER 10 YEARS	2	12	14
FURBEARER		3	3	NOT REPORTED		4	4
Victim Age				Offender Experience Hunting Specie			
UNDER 12 YEARS		1	1	UNDER 2 YEARS		1	1
12 - 15 YEARS		1	1	2 - 5 YEARS	1	4	5
16 - 20 YEARS	1	1	2	6 - 10 YEARS	1	2	3
21 - 50 YEARS	2	13	15	NOT REPORTED		5	5
OVER 50 YEARS	1	6	7	OVER 10 YEARS	2	10	12
Offender Age							
12 - 15 YEARS		4	4				
16 - 20 YEARS	1	1	2				
21 - 50 YEARS	1	8	9				
OVER 50 YEARS	2	5	7				
NOT REPORTED		4	4				
Light Conditions							
DAWN		2	2				
DAYLIGHT	4	17	21				
DUSK		1	1				
DARK		2	2				
Weather Conditions							
CLEAR	2	12	14				
OVERCAST	1	4	5				
FOG		1	1				
RAIN		3	3				
NOT REPORTED	1	2	3				

These 26 incidents represent 100% of the 26 incidents reported during the period.

Hunting Related Shooting Incidents from 01/01/2019 to 12/31/2019

STATEWIDE TOTALS

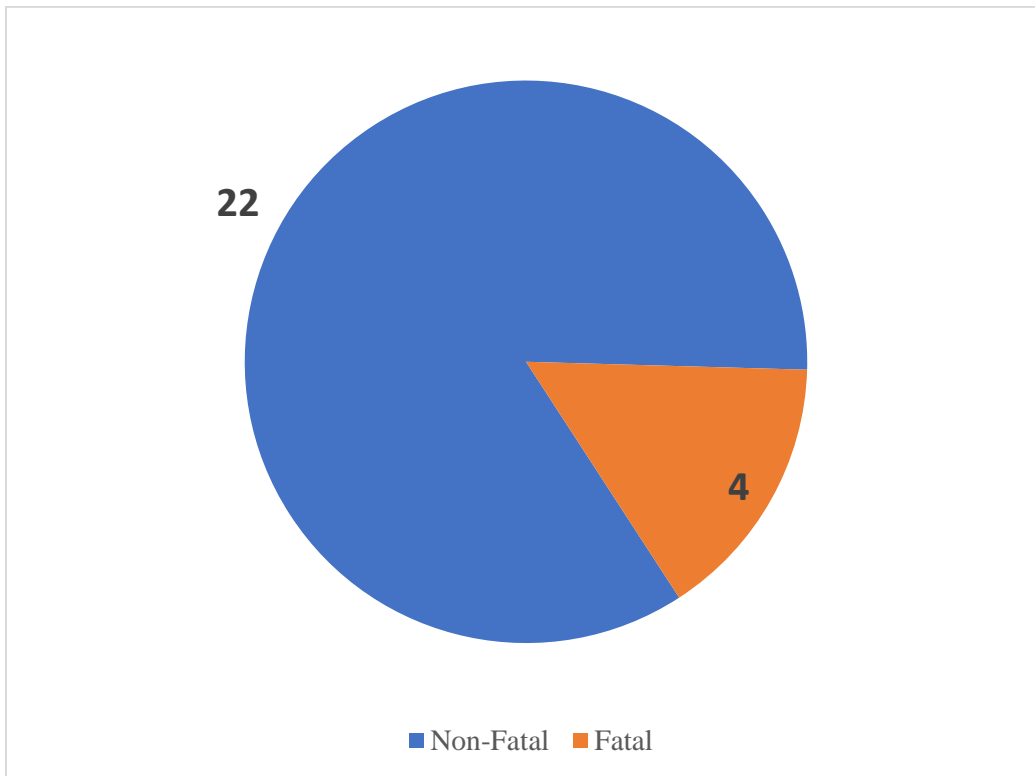
Hunting Related Shooting Incident Reporting System

HRSIS Report: 01

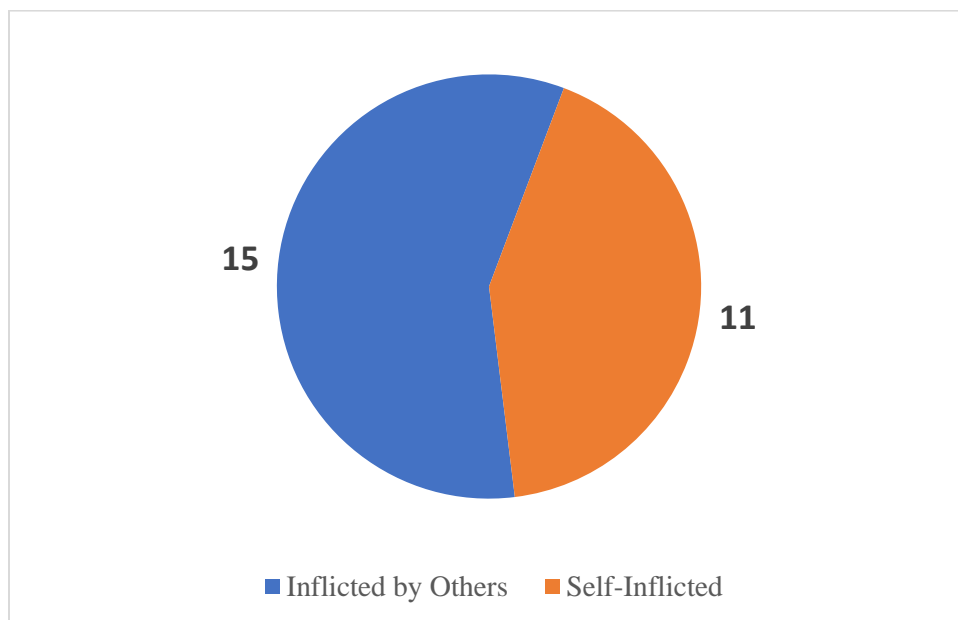
	<i>Non-</i>			<i>Non-</i>		
	<i>Fatal</i>	<i>Fatal</i>	<i>Total</i>	<i>Fatal</i>	<i>Fatal</i>	<i>Total</i>
<i>Victim Position</i>						
STANDING	1	10	11			
WALKING/RUNNING	1	5	6			
SITTING	1	1	2			
ENTER/EXIT VEHICLE		1	1			
OTHER/UNKNOWN		2	2			
IN TREE STAND		2	2			
BLIND		1	1			
TREESTAND	1		1			
<i>Victim Was</i>						
HUNTING	4	20	24			
OTHER		2	2			
<i>Offender Was</i>						
HUNTING	4	19	23			
NOT REPORTED		3	3			
<i>Caliber</i>						
CENTERFIRE	1	1	2			
BLACK POWDER		1	1			
UNKNOWN	1	6	7			
<i>Gauge</i>						
12	1	8	9			
UNKNOWN		2	2			
<i>Shot Size</i>						
5		2	2			
6		1	1			
00		1	1			
7.5		2	2			
8		1	1			
BB	1		1			
UNKNOWN		3	3			

These 26 incidents represent 100% of the 26 incidents reported during the period.

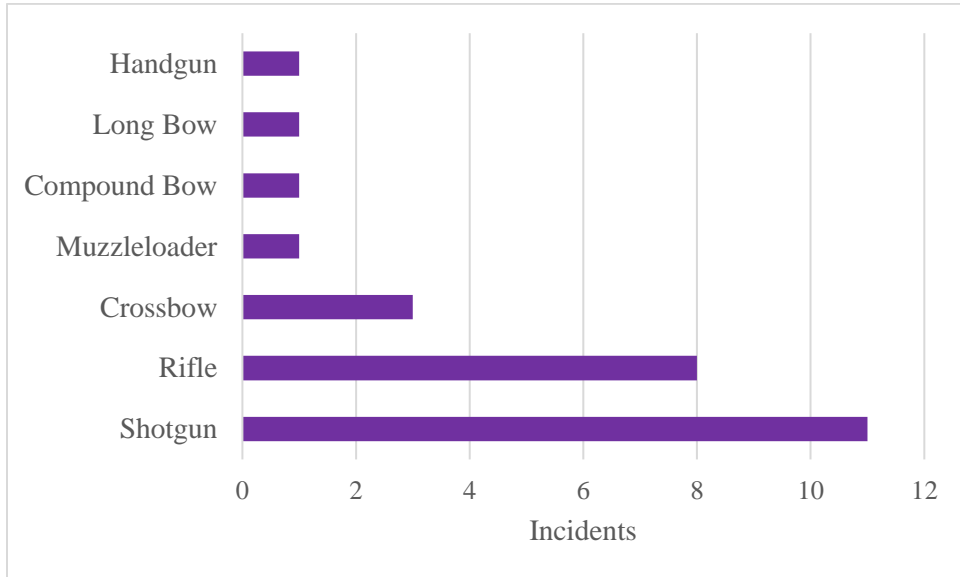
Number of Incidents



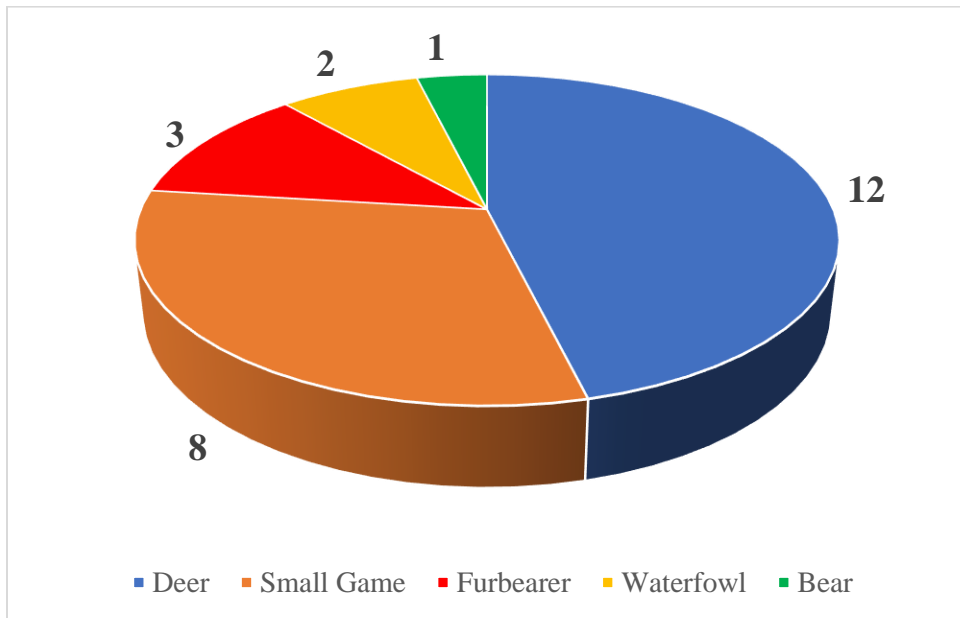
Injury Type



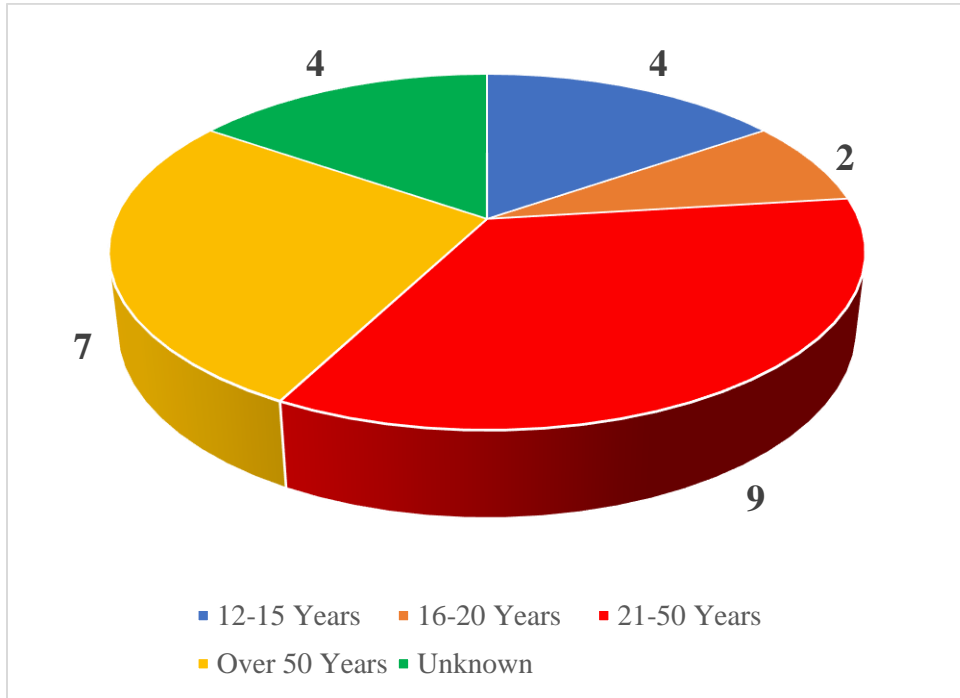
Sporting Arm Used



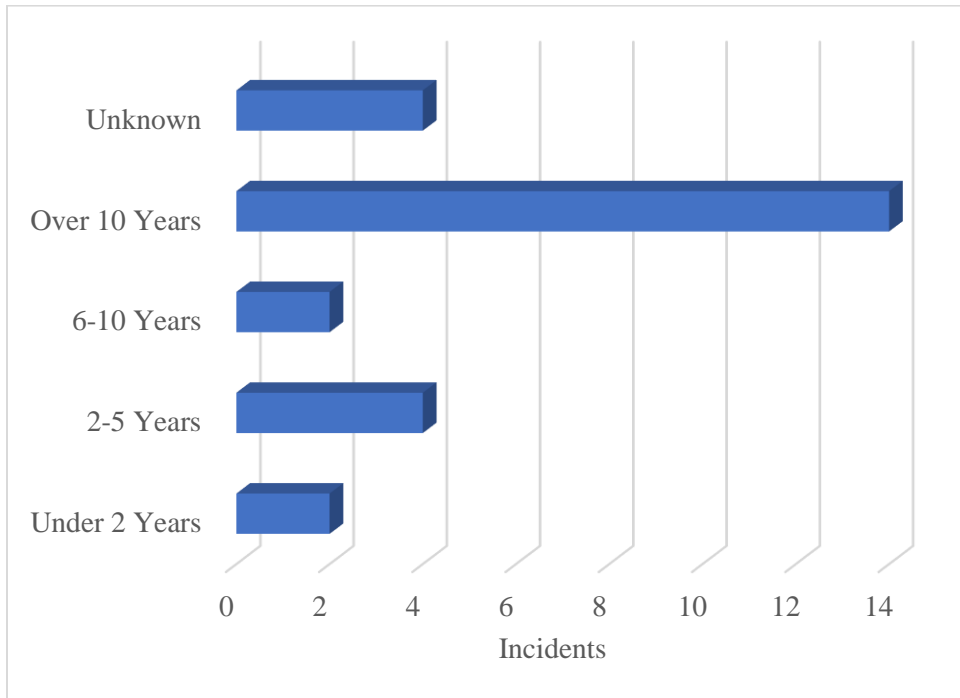
Species Hunted



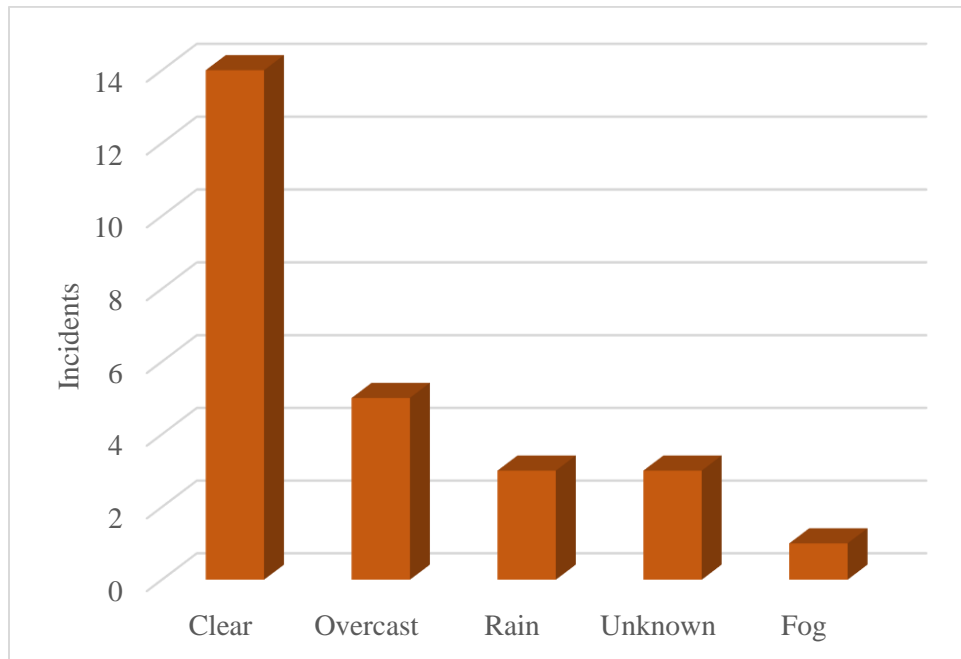
Offender Age



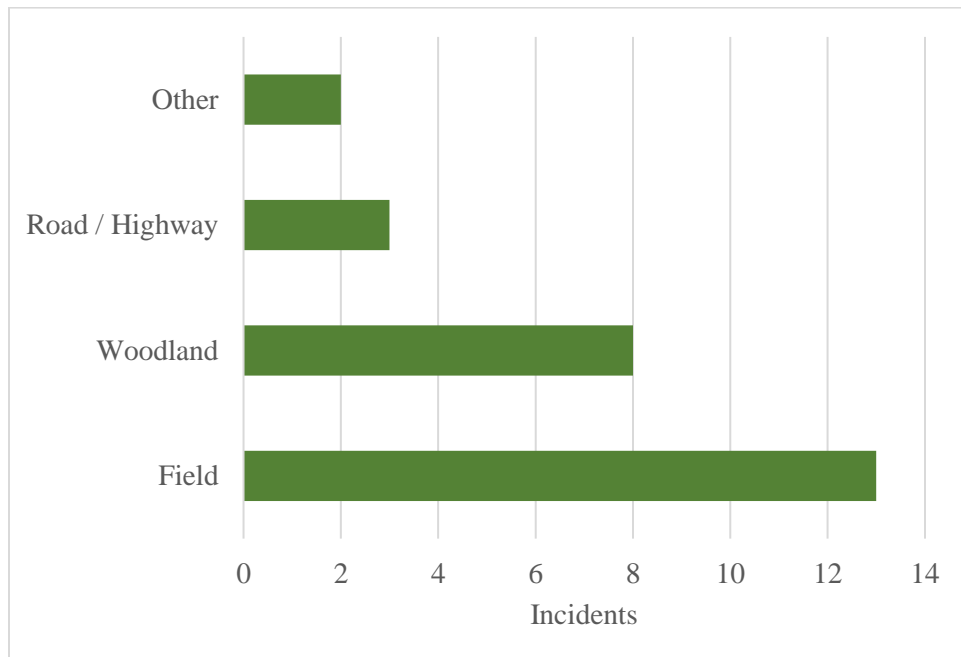
Offender Experience



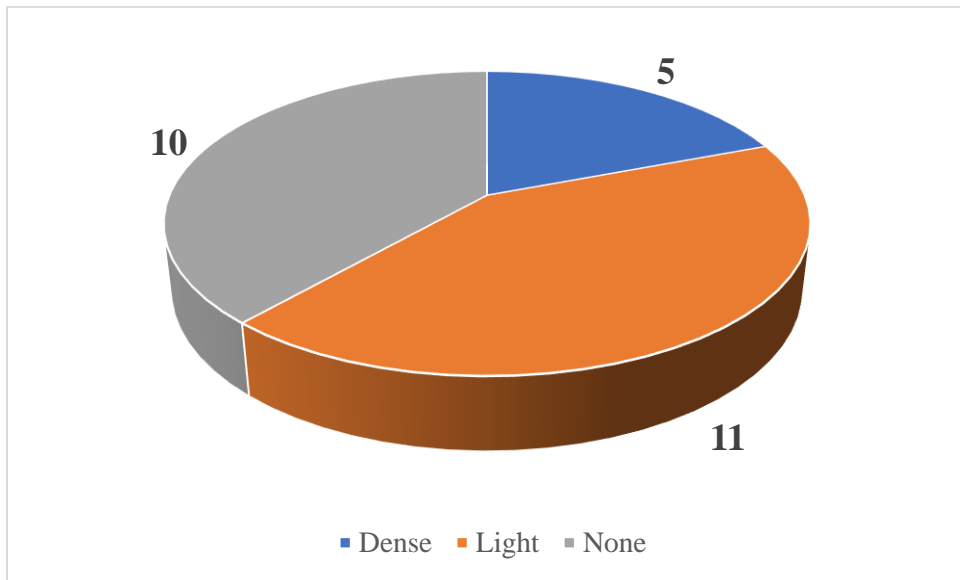
Weather Conditions



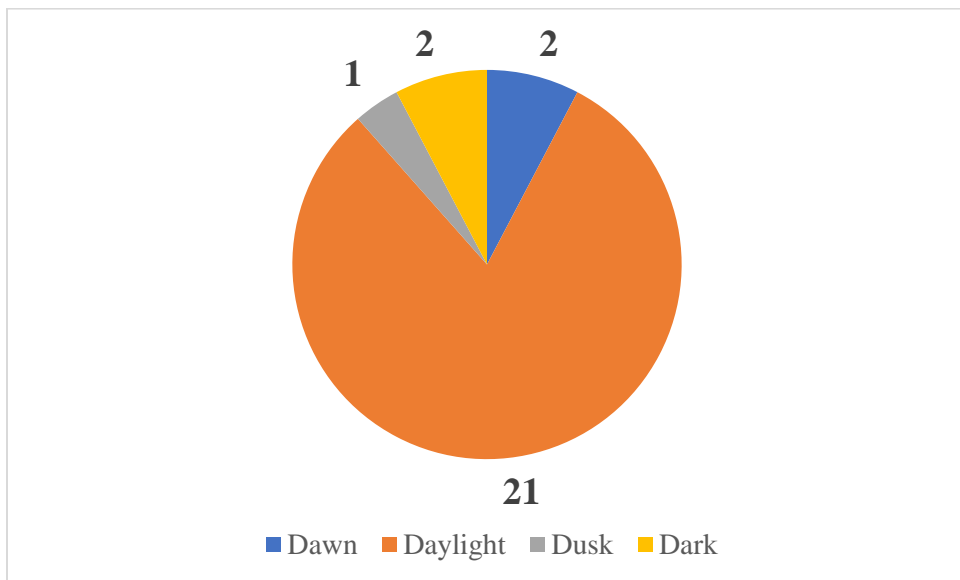
Place of Incident



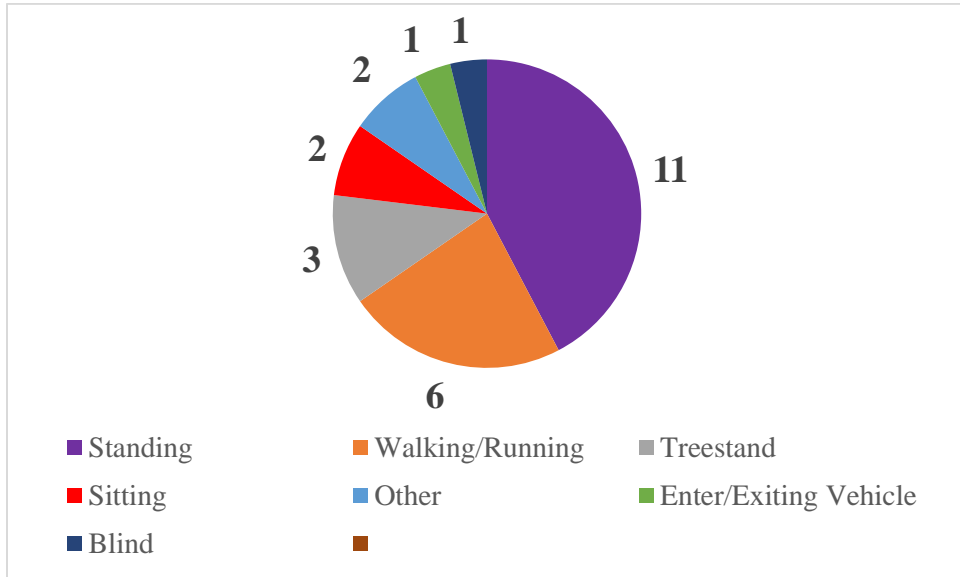
Cover Density



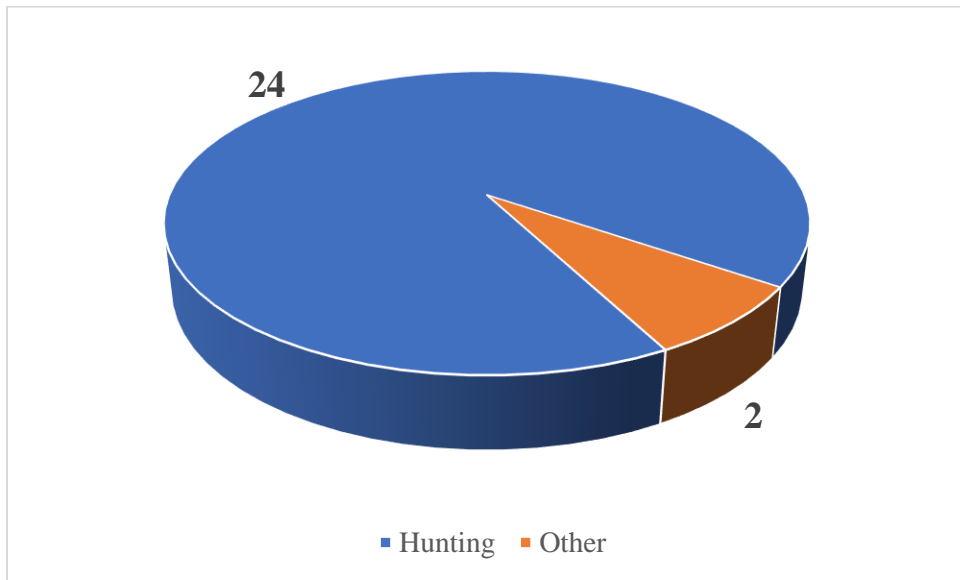
Light Conditions



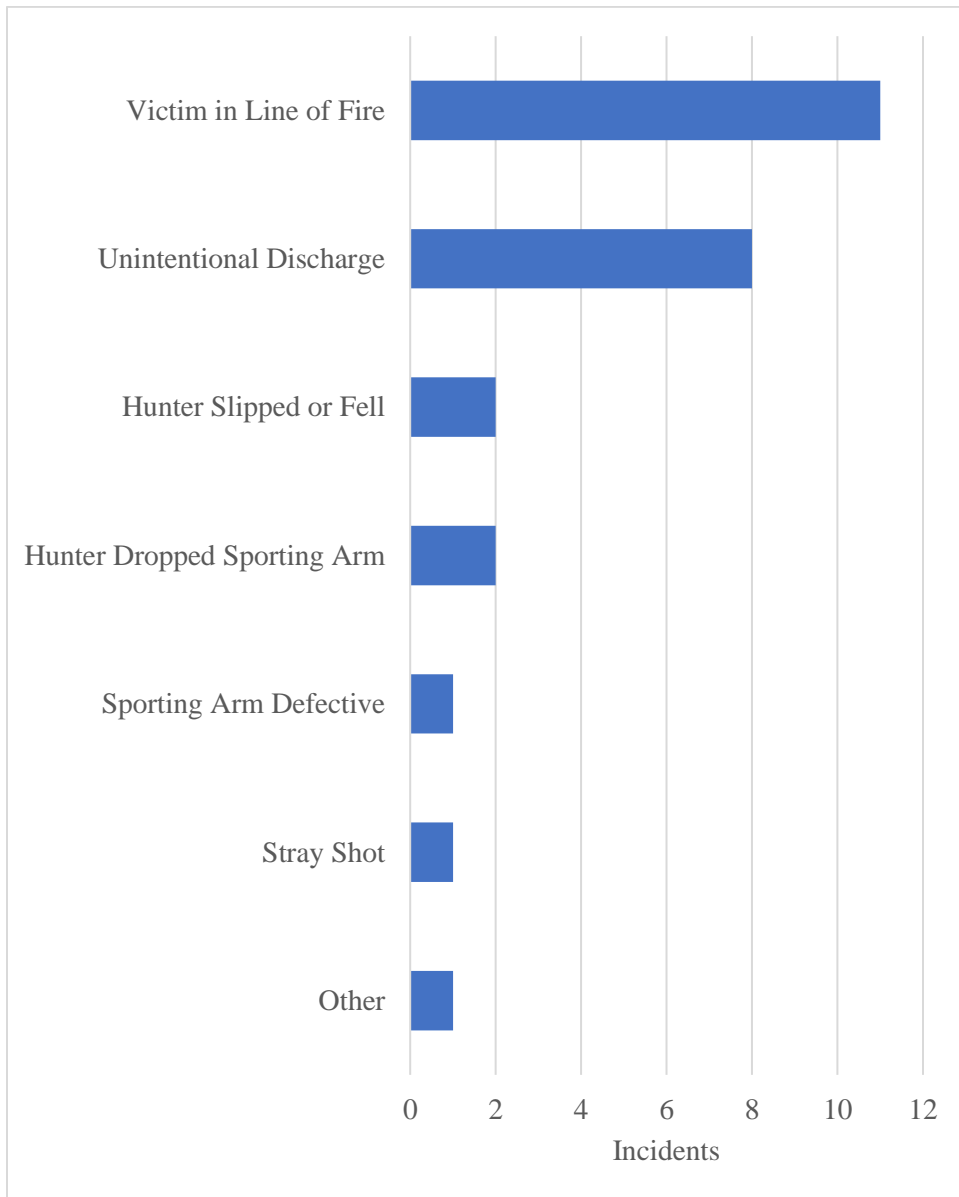
Victim's Position



Victim's Activity



Cause of Incidents



Incidents Involving Hunter Education Graduates

Bureau of Information & Education

Hunting Related Shooting Incidents from 01/01/2019 to 12/31/2019

HUNTER SAFETY EDUCATION GRADUATE REPORT

Hunting Related Shooting Incident Reporting System

HRSIS Report: 05

	<i>Non-Fatal</i>		<i>Non-Fatal</i>	
	<i>Fatal</i>	<i>Fatal</i>	<i>Total</i>	<i>Total</i>
Number of Incidents				
*** TOTALS ***	1	16	17	
Injury Type				
SELF-INFLICTED	1	7	8	
INFLECTED BY OTHERS		9	9	
Sporting Arm Used				
SHOT GUN	1	6	7	
RIFLE		5	5	
HANDGUN		1	1	
LONG BOW		1	1	
COMPOUND BOW		1	1	
CROSSBOW		2	2	
Species Hunted				
DEER		7	7	
BEAR		1	1	
SMALL GAME		4	4	
WATERFOWL	1	1	2	
FURBEARER		3	3	
Victim Age				
UNDER 12 YEARS		1	1	
12 - 15 YEARS		1	1	
16 - 20 YEARS	1		1	
21 - 50 YEARS		10	10	
OVER 50 YEARS		4	4	
Offender Age				
12 - 15 YEARS		4	4	
16 - 20 YEARS	1	1	2	
21 - 50 YEARS		8	8	
OVER 50 YEARS		3	3	
Light Conditions				
DAWN		1	1	
DAYLIGHT	1	13	14	
DUSK		1	1	
DARK		1	1	
Weather Conditions				
CLEAR	1	8	9	
OVERCAST		3	3	
FOG		1	1	
RAIN		2	2	
NOT REPORTED		2	2	
Cause of Incident				
UNINTENTIONAL DISCHARGE	1	5	6	
VICTIM IN LINE OF FIRE		7	7	
HUNTER SLIPPED &/OR FELL		1	1	
HUNTER DROPPED SPORT ARM		1	1	
SPORT ARM DEFECTIVE		1	1	
OTHER		1	1	
Place of Incident				
FIELD		2	2	
WOODLAND		2	2	
MARSH/BOG	1		1	
ROAD/HIGHWAY		3	3	
OPEN WATER		1	1	
FIELD - FLAT		4	4	
FIELD - ROLLING		3	3	
WOODLAND - ROLLING		1	1	
Cover				
DENSE		3	3	
LIGHT	1	5	6	
NONE		8	8	
Victim Experience				
UNDER 2 YEARS		2	2	
2 - 5 YEARS		2	2	
6 - 10 YEARS	1	1	2	
OVER 10 YEARS		11	11	
Offender Experience				
UNDER 2 YEARS		1	1	
2 - 5 YEARS		4	4	
6 - 10 YEARS	1	1	2	
OVER 10 YEARS		10	10	
Offender Experience Hunting Specie				
UNDER 2 YEARS		1	1	
2 - 5 YEARS		4	4	
6 - 10 YEARS	1	2	3	
OVER 10 YEARS		8	8	
NOT REPORTED		1	1	
Victim Position				
STANDING	1	5	6	
WALKING/RUNNING		4	4	
SITTING		1	1	
ENTER/EXIT VEHICLE		1	1	
OTHER/UNKNOWN		2	2	
IN TREE STAND		2	2	
BLIND		1	1	

These 17 incidents represent 65.38% of the 26 incidents reported during the period.

Hunting Related Shooting Incidents from 01/01/2019 to 12/31/2019
HUNTER SAFETY EDUCATION GRADUATE REPORT

Hunting Related Shooting Incident Reporting System

HRSIS Report: 05

	<i>Non-</i>			<i>Non-</i>		
	<i>Fatal</i>	<i>Fatal</i>	<i>Total</i>	<i>Fatal</i>	<i>Fatal</i>	<i>Total</i>
<i>Victim Was</i>						
HUNTING	1	14	15			
OTHER		2	2			
<i>Offender Was</i>						
HUNTING	1	16	17			
<i>Caliber</i>						
CENTERFIRE		1	1			
UNKNOWN		5	5			
<i>Gauge</i>						
12	1	6	7			
<i>Shot Size</i>						
5		1	1			
6		1	1			
00		1	1			
7.5		1	1			
8		1	1			
BB	1		1			
UNKNOWN		1	1			

These 17 incidents represent 65.38% of the 26 incidents reported during the period.

Summary of Incidents Involving Deer

Bureau of Information & Education

Hunting Related Shooting Incidents from 01/01/2019 to 12/31/2019

INCIDENTS INVOLVING DEER

Hunting Related Shooting Incident Reporting System

HRSIS Report: 02

	<i>Non-</i>				<i>Non-</i>		
	<i>Fatal</i>	<i>Fatal</i>	<i>Total</i>		<i>Fatal</i>	<i>Fatal</i>	<i>Total</i>
Number of Incidents							
*** TOTALS ***	3	9	12				
Injury Type							
SELF-INFLICTED	2	6	8				
INFLECTED BY OTHERS	1	2	3				
UNKNOWN	1	1	1				
Sporting Arm Used							
RIFLE	2	4	6				
HANDGUN	1	1	1				
MUZZLELOADER	1	1	1				
COMPOUND BOW	1	1	1				
CROSSBOW	1	2	3				
Species Hunted							
DEER	3	9	12				
Victim Age							
21 - 50 YEARS	2	5	7				
OVER 50 YEARS	1	4	5				
Offender Age							
21 - 50 YEARS	1	4	5				
NOT REPORTED	1	1	1				
OVER 50 YEARS	2	4	6				
Light Conditions							
DAYLIGHT	3	7	10				
DUSK	1	1	1				
DARK	1	1	1				
Weather Conditions							
CLEAR	1	3	4				
OVERCAST	1	3	4				
RAIN	2	2	2				
NOT REPORTED	1	1	2				
Cause of Incident							
UNINTENTIONAL DISCHARGE	1	5	6				
STRAY SHOT	1	1	1				
VICTIM IN LINE OF FIRE	1	1	2				
HUNTER SLIPPED &/OR FELL	1	1	2				
SPORT ARM DEFECTIVE	1	1	1				
Place of Incident							
WOODLAND	2	2	4				
ROAD/HIGHWAY	2	2	2				
FIELD - ROLLING	2	2	2				
WOODLAND - FLAT	1	1	1				
WOODLAND - ROLLING	2	2	2				
WOODLAND - STEEP	1	1	1				
Cover							
DENSE	3	3	3				
LIGHT	2	2	4				
NONE	1	4	5				
Victim Experience							
UNDER 2 YEARS	1	1	1				
8 - 10 YEARS	1	1	1				
OVER 10 YEARS	2	8	10				
Offender Experience							
UNDER 2 YEARS	1	1	1				
8 - 10 YEARS	1	1	1				
OVER 10 YEARS	2	7	9				
NOT REPORTED	1	1	1				
Offender Experience Hunting Specie							
2 - 5 YEARS	1	1	1				
8 - 10 YEARS	1	1	1				
OVER 10 YEARS	2	7	9				
NOT REPORTED	1	1	1				
Victim Position							
STANDING	4	4	4				
WALKING/RUNNING	1	1	2				
SITTING	1	1	1				
ENTER/EXIT VEHICLE	1	1	1				
IN TREE STAND	2	2	2				
BLIND	1	1	1				
TREESTAND	1	1	1				
Victim Was							
HUNTING	3	9	12				
Offender Was							
HUNTING	3	8	11				
NOT REPORTED	1	1	1				
Caliber							
CENTERFIRE	1	1	2				
BLACK POWDER	1	1	1				
UNKNOWN	1	4	5				

These 12 incidents represent 46.15% of the 26 incidents reported during the period.

Summary of Incidents Involving Small Game

Bureau of Information & Education

Hunting Related Shooting Incidents from 01/01/2019 to 12/31/2019

INCIDENTS INVOLVING SMALL GAME

Hunting Related Shooting Incident Reporting System

HRSIS Report: 02

	<i>Non-Fatal</i>		<i>Non-Fatal</i>	
	<i>Fatal</i>	<i>Total</i>	<i>Fatal</i>	<i>Total</i>
Number of Incidents				
*** TOTALS ***	8	8		
Injury Type				
SELF-INFLICTED	2	2		
INFLECTED BY OTHERS	4	4		
UNKNOWN	2	2		
Sporting Arm Used				
SHOTGUN	8	8		
Species Hunted				
SMALL GAME	8	8		
Victim Age				
12 - 15 YEARS	1	1		
16 - 20 YEARS	1	1		
21 - 50 YEARS	4	4		
OVER 50 YEARS	2	2		
Offender Age				
12 - 15 YEARS	2	2		
21 - 50 YEARS	2	2		
OVER 50 YEARS	1	1		
NOT REPORTED	3	3		
Light Conditions				
DAWN	2	2		
DAYLIGHT	6	6		
Weather Conditions				
CLEAR	6	6		
OVERCAST	1	1		
FOG	1	1		
Cause of Incident				
UNINTENTIONAL DISCHARGE	1	1		
VICTIM IN LINE OF FIRE	6	6		
HUNTER DROPPED SPORT ARM	1	1		
Place of Incident				
FIELD	2	2		
FIELD - FLAT	4	4		
FIELD - ROLLING	2	2		
Cover				
DENSE	1	1		
LIGHT	5	5		
NONE	2	2		
Victim Experience				
UNDER 2 YEARS			1	1
2 - 5 YEARS			1	1
6 - 10 YEARS			1	1
OVER 10 YEARS			5	5
Offender Experience				
2 - 5 YEARS			2	2
OVER 10 YEARS			3	3
NOT REPORTED			3	3
Offender Experience Hunting Specie				
2 - 5 YEARS			2	2
6 - 10 YEARS			1	1
NOT REPORTED			3	3
OVER 10 YEARS			2	2
Victim Position				
STANDING			4	4
WALKING/RUNNING			3	3
OTHER/UNKNOWN			1	1
Victim Was				
HUNTING			7	7
OTHER			1	1
Offender Was				
HUNTING			6	6
NOT REPORTED			2	2
Gauge				
12			6	6
UNKNOWN			2	2
Shot Size				
5			2	2
6			1	1
7.5			2	2
8			1	1
UNKNOWN			2	2

These 8 incidents represent 30.77% of the 26 incidents reported during the period.

Summary of Incidents Involving Furbearer

Bureau of Information & Education

Hunting Related Shooting Incidents from 01/01/2019 to 12/31/2019

INCIDENTS INVOLVING FURBEARER

Hunting Related Shooting Incident Reporting System

HRSIS Report: 02

	Non- Fatal	Fatal	Total		Non- Fatal	Fatal	Total
Number of Incidents				Offender Experience Hunting Specie			
*** TOTALS ***	3	3	3	UNDER 2 YEARS	1	1	1
Injury Type				Victim Position			
INFLECTED BY OTHERS	3	3	3	STANDING	1	1	1
Sporting Arm Used				Victim Was			
SHOT GUN	1	1	1	HUNTING	3	3	3
RIFLE	1	1	1	Offender Was			
LONG BOW	1	1	1	HUNTING	3	3	3
Species Hunted				Caliber			
FURBEARER	3	3	3	UNKNOWN	1	1	1
Victim Age				Gauge			
UNDER 12 YEARS	1	1	1	12	1	1	1
21 - 50 YEARS	2	2	2	Shot Size			
Offender Age				00			
12 - 15 YEARS	1	1	1				
21 - 50 YEARS	2	2	2				
Light Conditions							
DAYLIGHT	2	2	2				
DARK	1	1	1				
Weather Conditions							
CLEAR	1	1	1				
RAIN	1	1	1				
NOT REPORTED	1	1	1				
Cause of Incident							
VICTIM IN LINE OF FIRE	2	2	2				
OTHER	1	1	1				
Place of Incident							
FIELD	1	1	1				
FIELD - FLAT	2	2	2				
Cover							
DENSE	1	1	1				
LIGHT	1	1	1				
NONE	1	1	1				
Victim Experience							
UNDER 2 YEARS	1	1	1				
OVER 10 YEARS	2	2	2				
Offender Experience							
UNDER 2 YEARS	1	1	1				
OVER 10 YEARS	2	2	2				

These 3 incidents represent 11.54% of the 26 incidents reported during the period.

Summary of Incidents Involving Waterfowl

Bureau of Information & Education

Hunting Related Shooting Incidents from 01/01/2019 to 12/31/2019 INCIDENTS INVOLVING WATERFOWL

Hunting Related Shooting Incident Reporting System

HRSIS Report: 02

	<i>Non-</i>			<i>Non-</i>		
	<i>Fatal</i>	<i>Fatal</i>	<i>Total</i>	<i>Fatal</i>	<i>Fatal</i>	<i>Total</i>
Number of Incidents						
*** TOTALS ***	1	1	2			
Injury Type						
SELF-INFLICTED	1		1			
INFLECTED BY OTHERS		1	1			
Sporting Arm Used						
SHOTGUN	1	1	2			
Species Hunted						
WATERFOWL	1	1	2			
Victim Age						
18 - 20 YEARS	1		1			
21 - 50 YEARS		1	1			
Offender Age						
12 - 15 YEARS		1	1			
18 - 20 YEARS	1		1			
Light Conditions						
DAYLIGHT	1	1	2			
Weather Conditions						
CLEAR	1	1	2			
Cause of Incident						
UNINTENTIONAL DISCHARGE	1		1			
VICTIM IN LINE OF FIRE		1	1			
Place of Incident						
MARSH/BOG	1		1			
OPEN WATER		1	1			
Cover						
LIGHT	1		1			
NONE		1	1			
Victim Experience						
2 - 5 YEARS		1	1			
6 - 10 YEARS	1		1			
Offender Experience						
2 - 5 YEARS		1	1			
6 - 10 YEARS	1		1			
Offender Experience Hunting Species						
2 - 5 YEARS		1	1			
6 - 10 YEARS	1		1			

Victim Position						
STANDING		1		1		
OTHER/UNKNOWN			1		1	
Victim Was						
HUNTING		1		1		
OTHER			1		1	
Offender Was						
HUNTING		1	1	2		
Gauge						
12		1	1	2		
Shot Size						
BB		1		1		
UNKNOWN			1	1		

These 2 incidents represent 7.69% of the 26 incidents reported during the period.

Summary of Incidents Involving Bear

Bureau of Information & Education

Hunting Related Shooting Incidents from 01/01/2019 to 12/31/2019

INCIDENTS INVOLVING BEAR

Hunting Related Shooting Incident Reporting System

HRSIS Report: 02

	<i>Non-</i>		<i>Non-</i>	
	<i>Fatal</i>	<i>Fatal</i>	<i>Fatal</i>	<i>Fatal</i>
	<i>Total</i>		<i>Total</i>	
<i>Number of Incidents</i>				
*** TOTALS ***		1		1
<i>Injury Type</i>				
INFLECTED BY OTHERS		1		1
<i>Sporting Arm Used</i>				
RIFLE		1		1
<i>Species Hunted</i>				
BEAR		1		1
<i>Victim Age</i>				
21 - 50 YEARS		1		1
<i>Offender Age</i>				
16 - 20 YEARS		1		1
<i>Light Conditions</i>				
DAYLIGHT		1		1
<i>Weather Conditions</i>				
CLEAR		1		1
<i>Cause of Incident</i>				
HUNTER DROPPED SPORT ARM		1		1
<i>Place of Incident</i>				
ROAD/HIGHWAY		1		1
<i>Cover</i>				
NONE		1		1
<i>Victim Experience</i>				
OVER 10 YEARS		1		1
<i>Offender Experience</i>				
2 - 5 YEARS		1		1
<i>Offender Experience Hunting Specie</i>				
2 - 5 YEARS		1		1
<i>Victim Position</i>				
STANDING		1		1
<i>Victim Was</i>				
HUNTING		1		1
<i>Offender Was</i>				
HUNTING		1		1
<i>Caliber</i>				
UNKNOWN		1		1

This 1 incident represents 3.85% of the 26 incidents reported during the period.