

Appalachian Bat Count Data Portal

<https://pgcdata.pa.gov/AppalachianBat>

Always use the above URL to access the data portal. There is no link to the Appalachian Bat data portal from the general Keystone Login webpage. If you need assistance, contact Mike Scafini, ABC coordinator (mscafini@pa.gov or 717-787-4250 ext. 73421).

Home Screen

Site	Survey Date	Technique	Species	Status	Start Time	End Time	Comments
11 and 15 Bridge	3/23/2021	Video		In Progress	9:18 AM	9:50 AM	
New Test Site	3/22/2021	Other-comment	Silver-haired (25)	Submitted	12:00 AM	12:00 AM	
11 and 15 Bridge	3/8/2021	Visual	Hoary (1)	Submitted	12:00 AM	12:00 AM	
11 and 15 Bridge	7/7/2020	Visual	Hoary (2)	Submitted	12:00 AM	12:00 AM	
11 and 15 Bridge	5/23/2020	Visual and Video	Hoary (1)	Submitted	12:00 AM	12:00 AM	
11 and 15 Bridge	7/18/2019	Visual	Unknown (155)	Submitted	8:58 PM	9:23 PM	
11 and 15 Bridge	6/26/2019	Visual	Unknown (57)	Submitted	9:03 PM	9:19 PM	

Your previously entered surveys are listed in the **Table** on the home screen. You can sort by each of the columns to change the order of the list.

To open an individual survey form, click the eye icon at the end of the row.

To enter a new survey, click the **Add** button above the survey list. You can also click on **+ Survey** at the top right of the screen.


From the home screen, you can also select **Chart** to see a graph showing the total number of bats you have counted each year, by species. (Note that data imported from our previous database may show the species as “Unknown”).

Please note that there is a timeout feature associated with Keystone Login. The system will log you out if you leave the page idle without entering data for 20 minutes. Any unsaved work will be lost, and you will be returned to the Keystone Login screen when you attempt to enter data after the timeout has occurred.

To avoid losing data when filling out the survey form, enter all required data and click the **Save Progress** button. You can continue to edit survey information until you select **Submit** on the survey form. Once you select **Submit**, your entries will be set, and you will no longer be able to edit the form. If you need to change any data on a survey once the form is submitted, you will need to contact the ABC coordinator.

Survey Data Entry Instructions


Pennsylvania Game Commission Nolder, Amber



 Appalachian Bat Search Survey

[Back to Search](#)

Surveyor *
NOLDER, AMBER

Site *
Select Site

Survey Date *
mm/dd/yyyy 

Start Time *  **End Time *** 

TimeFormat
12 Hr

Sky *
Select Sky

Wind *
Select Wind

Start Temp *

Units
Fahrenheit


(Sky and Wind Codes: 1-3 are best. Code of 4 is marginal. Avoid surveying if code is higher than 4.)

Technique *
Select Technique

Additional Surveyor



Comments

Species

 Add Search:

Species	↑↓ Emerged Count	↑↓ Adults left in roost	↑↓ Pups left in roost	↑↓ Unknown left in roost
No records available				

Showing 0 to 0 of 0 entries Previous Next

 SAVE PROGRESS  SUBMIT

A field with a red asterisk * is a required field. You must make an entry in all of these fields to save progress or submit your survey. See the instructions for each field for details on what information to enter, including what to enter if you didn't collect data for that field (in red).

Surveyor: This field is auto-filled based on your login. It can't be changed.

Site: Select the site from the drop-down list. This list is populated only with sites associated with you as the surveyor. If you do not see the site you are looking for, contact the database administrator.

Survey Date: Click the calendar icon at the right-hand side of the field to select a date, or type the date in the space provided using the format shown (month/day/year).

Start Time: Enter the time you started your survey. You can click the clock icon at the right-hand side of the field for a dropdown menu or type the time into the field. Make sure to select AM or PM if you are using the 12-hour time format. You can edit your entry after making your selection if you need to change AM to PM or to change a digit in the hour or minutes. The drop-down only shows 30-minute increments. **If you do not know the start time, enter 12:00 AM.**

End Time: Enter the time you stopped counting. **If you do not know the end time, enter 12:00 AM.**

TimeFormat: Select 12 Hr or 24 Hr using the slider bar.

Sky: Select the sky code that best represents conditions during the survey. **If you do not know the conditions, select “Not Recorded”.**

Wind: Select the wind code that best represents conditions during the survey. **If you do not know the conditions, select “Not Recorded”.**

Start Temp: Enter the temperature to the nearest whole digit (no decimal place). **If you did not record the temperature, enter 00.**

Units: Select Fahrenheit or Celsius

Technique: Select the type of survey you conducted.

Visual: Emergence count conducted at dusk.

Video: Emergence count conducted at dusk using video equipment.

Visual and Video: Combination of the above two methods used for the same survey.

Other – comment: Survey type other than those listed, an estimate based on guano amount, for example.

Flashlight: Daytime check of roost.

Additional Surveyor and **Comments** fields are optional. There is a 500-character limit on the **Comments** field.

To add your bat counts, click the **Add** button in the **Species** section. This will open a pop-up window.





If you conducted a survey and no bats were seen, please continue with this step and enter 0 in the appropriate field(s) for **Emerged/Left in Roost**.

Once you add a species count, you can edit your counts by clicking the pencil icon at the end of the row. However, you can't edit the species. If you entered an incorrect species name, delete the count by clicking the trashcan icon, and then add a new count.

Species

 Add

Search:

Species	Emerged Count	Adults left in roost	Pups left in roost	Unknown left in roost	
Big Brown	50				 
Little Brown	40				 

Showing 1 to 2 of 2 entries

Previous **1** Next

 SAVE PROGRESS  SUBMIT

- Species:** Select the species of bat from the dropdown list. If you have more than one species roosting at the same site, you will enter a separate count for each species. **If you are unsure of the species ID of the bats, select “Unknown”.**
- Emerged Count:** Total number of bats counted exiting the roost. If you conducted an emergence count and no bats were seen, enter 0. If you conducted a flashlight/daytime check instead of an emergence count, leave this field blank.
- Adults left in roost:** Total number of adult bats seen inside the roost. If you are doing a daytime/flashlight check and no bats are seen, enter 0. **If you did not look inside the roost, leave this field blank.**
- Pups left in roost:** Total number of pups seen inside the roost. If you are doing a daytime/flashlight check and no bats are seen, enter 0. **If you did not look inside the roost, leave this field blank.**
- Unknown left in roost:** If you are unable to distinguish between adults and pups, enter the number of bats in the roost here. If you are doing a daytime/flashlight check and no bats are seen, enter 0. **If you did not look inside the roost, leave this field blank.**