

Name \_\_\_\_\_

Date \_\_\_\_\_



# Seedlings for Schools



Part 1: Please answer the following questions.

1. What species (kind) of tree is your seedling? \_\_\_\_\_

2. Is your seedling probably a deciduous tree or an evergreen tree? \_\_\_\_\_

Part 2: Draw your seedling here.

## Part 3: Together Makes a Tree

A. Use the word bank to identify the parts of the tree. Write the name in the space provided.

B. Draw an arrow from the name of the tree part to its location on your seedling drawing.

1. These can be narrow, wide or long. Most of the time, trees have lots of them. When they are green they soak up energy from the sun and make food for the tree in a process called photosynthesis.

\_\_\_\_\_

2. This supports the tree and holds the tree up. It also holds the tubes (xylem and phloem) that transport minerals, water and food for the tree.

\_\_\_\_\_

3. These help form the top or crown of the tree. Trees have lots of them. They spread out and help hold the leaves.

\_\_\_\_\_

4. This protects the tree from injury and disease.

\_\_\_\_\_

5. This part of the tree "anchors" or holds the tree in the soil and takes in water and nutrients from the soil. There are many of them.

\_\_\_\_\_

Word Bank:      Bark, Trunk, Leaves, Roots, Branches

Tree Tidbits! There are more than 20,000 species of trees in the world and Pennsylvania has 108 native species with others from around the world.

Name \_\_\_\_\_

Date \_\_\_\_\_



Part 4. Trees provide oxygen, shade, shelter and FOOD! Many animals eat tree leaves, bark, fruits and seeds. Deer, blue jays, squirrels and chipmunks eat acorns that come from oak trees. Porcupines love to eat the twigs and leaves of evergreens. Beavers like to eat the bark, twigs and buds of maple, cherry and other trees! Did you know people eat foods that come from trees, too?

Directions: Look at the list of foods below.

1. Place a check mark next to all the foods that you have eaten.
2. Then the foods that you think come from trees!

- |            |                |              |                 |
|------------|----------------|--------------|-----------------|
| 1. Corn    | 6. Peaches     | 11. Apples   | 16. Green Beans |
| 2. Figs    | 7. Almonds     | 12. Cinnamon | 17. Walnuts     |
| 3. Peanuts | 8. Oranges     | 13. Apricots | 18. Lemons      |
| 4. Mangos  | 9. Bananas     | 14. Cabbage  | 19. Peas        |
| 5. Spinach | 10. Pistachios | 15. Coconuts | 20. Cherries    |

## Trees Produce!

Hint! Most can be found at a school.

Part 5. People make lots of useful and fun things from trees.

Directions: 1. Unscramble the words to discover some products made from trees.

2. Can you think of any other products made from trees? List as many as you can in the space provided.

1. OOKBS \_\_\_\_\_

5. RODO \_\_\_\_\_

2. RACIH \_\_\_\_\_

6. BALET \_\_\_\_\_

3. ECLNPI \_\_\_\_\_

7. MYG OROFL \_\_\_\_\_

4. APEPR \_\_\_\_\_

8. LODFER \_\_\_\_\_

What other things are made from trees? List as many as you can!

_____	_____
_____	_____
_____	_____
_____	_____



Name \_\_\_\_\_


Date \_\_\_\_\_



# In Search of a Home!

See next page  
for hints

Help these animals find a home! Color the trees.  
Then, draw a line from each animal to a place in a  
tree where the animal could live.



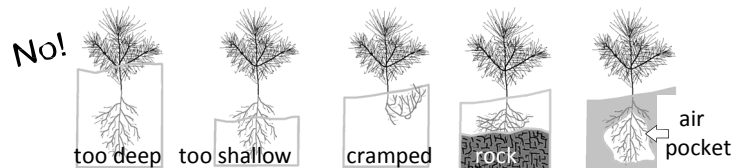
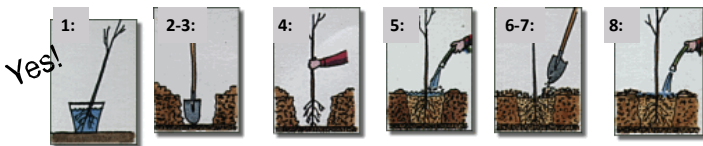
Write a short story or a poem. Include at least 3 of these animals and at least 1 of the trees.

# How and Where To Plant Your Seedlings



\*When handling and planting any plants, protect hands and arms by wearing gloves and long sleeves, wash hands after planting, clean and disinfect any cuts, scrapes or puncture wounds. See a doctor if cuts, etc. get infected. Seedlings, soil, bark, hay, cacti, leaf litter and other plant materials may contain a fungus called *Sporotrix shenkii* which causes an infection.

1. Wear protective gloves when handling and planting. Keep your seedling's roots moist (in a plastic bag with moist shredded newspaper or plant in a small carton) until ready to plant in your yard. Plant as soon as possible.
2. Plant your seedling. You may want to plant your seedling in a flower bed or other protected area until the seedling is larger. When ready to transplant in its final location, make sure there is enough room for the tree to grow. White spruce will grow up to 80 feet in height and silky dogwood is a wide shrub. This should be considered when selecting a location to plant. All will grow in sun to partial shade.
3. Dig a hole. Hole should be deep enough for roots but not be too deep. Root collar (where trunk meets roots and darker bark meets lighter-colored bark) should be at ground level. Do not plant too deep.
4. Carefully place the roots downward into the hole. All roots should be in the hole. Roots should not be crowded. Be careful roots do not bend upward. Make sure tree is straight.
5. Partially fill in hole with soil. Pack soil firmly around the roots. Do not leave air spaces around the roots.
6. Make sure tree is straight. Place remaining soil in the hole and pack soil down firmly around the tree.
7. Water tree. Place mulch around the base of tree, forming about a 1 ft. circle around the tree. Mulch should not actually touch the trunk. Create a shallow basin in the mulch to help retain water.
8. Water generously every week to 10 days.



## Hints for In Search of a Home!



Cardinals perch on tree branches and sing. They often nest in evergreen trees where there is enough cover to protect them from predators. Cardinals eat seeds, berries and some insects.



The white-spotted sawyer is a beetle that often rests on the bark, branches and needles of evergreens. Adult beetles chew on the needles and small twigs of white pines. Adults have very long antennae and a white spot.



Mourning doves fly south for the winter. In the spring, they return to Pennsylvania to breed, lay eggs and raise their young. Mourning doves often make their nests high up in evergreen trees.



Raccoons are nocturnal, which means they are active at night. During the day, raccoons sleep in trees. Large cavities (holes) in trees make good places for raccoons to make a den and raise their young.



Gray tree frogs are nocturnal. They spend the day hiding under tree bark or clinging to tree trunks. Their rough grayish skin helps camouflage them. Gray tree frogs eat ants, beetles and other insects.



Woodpeckers have strong, sharp beaks that help them drill into trees to find grubs, ants, beetles and other insects. Woodpeckers dig their own holes in trees for nesting. Seven species of woodpeckers live in our state year round. The pileated woodpecker is the largest.



Bold jumping spiders can be found on tree trunks hunting for insects. This spider does not build a web to capture its prey. Instead, the bold jumping spider uses its good eyesight and jumping ability to find, sneak up on and pounce on its prey.



Robins make nests of twigs and mud, lined with grasses. They often make their nest in trees where two large branches come together. Robins eat worms, caterpillars and other insects.



Great horned owls are nocturnal. During the day they rest in trees. Great horned owls make nests in tree cavities or will use an old crow or hawk nest. These large owls eat rabbits, mice, rats and birds.



Gray squirrels spend most of their time in trees. They make dens in tree cavities and make cooler leaf nests to rest in during the summer. Squirrels eat acorns, walnuts and other seeds and even eat tree buds in the spring.



Black carpenter ants dig into wood to make tunnel-like nests called galleries. The ants do not eat the wood. Black carpenter ants eat plant juices, insects, honeydew made by aphids and food scraps.



Butterflies can often be seen flying around trees. Some trees provide nectar for butterflies. Other trees are used by caterpillars. The spring azure caterpillar feeds on dogwoods. Eastern pine elfin caterpillars feed on white pines.

Answers: Eat a Tree: 2, 4, 6, 7, 8, 9, 10, 11, 12, 13, 15, 17, 18, 20  
Word Scramble - 1. books, 2. chair, 3. pencil 4. paper, 5. door  
6. table, 7. gym floor, 8. folder

Planting instruction drawings adapted from Arbor Day materials and Howard Nursery Planting Instructions.



**Seedlings for Schools** is a program of the **Pennsylvania Game Commission**. Trees are grown and distributed by the **Game Commission's Howard Nursery**. Educational materials are developed by the **Game Commission's Wildlife Education Section**. There is no charge to schools participating in the program; shipping costs are provided by **The Wildlife for Everyone Foundation**.

